IMO

Push Buttons



Page



Program B3 2



Push Buttons 3
EMERGENCY STOP Buttons 4
Key Operated Rotary Switches 4



Rotary Knobs and Swing Knobs 5
Illuminated Rotary Knobs and Swing Knobs 5
Illuminated Push Buttons 6



Double Push Buttons 6
Lens Caps 7
Monoblock-Multi-LED 7



Connector 8
Insert Actuator 8
Contact Blocks and Lamp Holders 8



Lamps, LED Lamps 9
Accessories 9
Label Holder, Legend Plates, Actuator Caps 10, 11

Program B5 12





Push Buttons 13
Rotary Knobs and Swing Knobs 14



Key Operated Rotary Switches 15
Rotary Knobs and Swing Knobs 15
Lens Caps 15



Connector 16
Contact Blocks and Lamp Holders 16
Lamps, Accessories 17

Units for Surface Mounting



Assembled Units IP65 19



Enclosures BG.. 20
Contact Blocks and Lamp Holders for Enclosures BG.. 20

Push Buttons for Enclosures 22



Extensions for Push Buttons 22



Technical Data, Approvals 23
Dimensions 24-28

Acuators and Lens Caps 22mm IP67 (IP65), Type12

Push Buttons



→ page 3



IP65

→ page 5,6

EMERGENCY STOP Buttons



→ page 4

Illuminated Operators



→ page 5, 6

Double Push Buttons with Indicator Lamp IP65



→ page 6

Lens Caps



→ page 7

→ page 7

Mounting hole
Ø 22,5mm

with key way

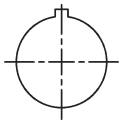

without key way





→ page 4



→ page 10

Wrench
for Actuators
Lens Caps and
Mono Block Multi Chip LED
J7049



Connectors

Thikness
0,5 - 4 mm
→ page 8

or



Thikness
1 - 6 mm
→ page 8



Connectors
Lamp Holders



Actuator insert
→ page 8



→ page 8



LED
24-230V



Filament
6-130V



Glow-discharge
230V
→ page 9

Actuators 22mm IP67, c UL us Type12

Ring





Colour	Symbol	Alu	Black	Chrome	Pack pcs.	Weight kg/pc.
Push Buttons, Actuator Caps markable						
red		B3D RT	BS3D RT	BC3D RT	10	0,014
red	0	B3D RT-0	BS3D RT-0	BC3D RT-0	10	0,014
green		B3D GN	BS3D GN	BC3D GN	10	0,014
green	I	B3D GN-I	BS3D GN-I	BC3D GN-I	10	0,014
green	II	B3D GN-II	BS3D GN-II	BC3D GN-II	10	0,014
green	→	B3D GN-PF	BS3D GN-PF	BC3D GN-PF	10	0,014
yellow		B3D GE	BS3D GE	BC3D GE	10	0,014
blue		B3D BL	BS3D BL	BC3D BL	10	0,014
weiß		B3D WS	BS3D WS	BC3D WS	10	0,014
black		B3D SW	BS3D SW	BC3D SW	10	0,014
black	→	B3D SW-PF	BS3D SW-PF	BC3D SW-PF	10	0,014
Push Buttons, Maintained, Actuator Caps markable						
red		B3DR RT	BS3DR RT	BC3DR RT	10	0,014
green		B3DR GN	BS3DR GN	BC3DR GN	10	0,014
yellow		B3DR GE	BS3DR GE	BC3DR GE	10	0,014
blue		B3DR BL	BS3DR BL	BC3DR BL	10	0,014
weiß		B3DR WS	BS3DR WS	BC3DR WS	10	0,014
black		B3DR SW	BS3DR SW	BC3DR SW	10	0,014
Mushroom Head Ø28mm						
red		B3P1 RT	BS3P1 RT	BC3P1 RT	10	0,017
red	0	B3P1 RT-0	BS3P1 RT-0	BC3P1 RT-0	10	0,017
green		B3P1 GN	BS3P1 GN	BC3P1 GN	10	0,017
yellow		B3P1 GE	BS3P1 GE	BC3P1 GE	10	0,017
blue		B3P1 BL	BS3P1 BL	BC3P1 BL	10	0,017
black		B3P1 SW	BS3P1 SW	BC3P1 SW	10	0,017
Mushroom Head Ø40mm						
red	0	B3P14 RT-0	BS3P14 RT-0	BC3P14 RT-0	10	0,020
Mushroom Head Ø40mm						
red		BS3P44T RT	BS3P44T RT	BS3P44T RT	10	0,028
Foot and Palm switch Ø70mm						
red		BS3P14P RT	BS3P14P RT	BS3P14P RT	1	0,062
grey		BS3P14P GR	BS3P14P GR	BS3P14P GR	1	0,062

Actuators 22mm IP67, cULus Type12

Ring	Colour	Symbol / high	Alu	Black	Chrome	Pack pcs.	Weight kg/pc.
EMERGENCY STOP Push Buttons, according to EN418, push to trip, pull to release Ø40mm							
	red	26mm	**BS3P44 RT**	**BS3P44 RT**	**BS3P44 RT**	10	0,028
	red	38mm	**BS3P45 RT**	**BS3P45 RT**	**BS3P45 RT**	10	0,028
EMERGENCY STOP Push Buttons, according to EN418, release by key, Ø40mm							
	red	38mm	**BS3P44S3**	**BS3P44S3**	**BS3P44S3**	1	0,050
Spare Key	lock Ronis R455			**B4-R455**		1	0,0077
EMERGENCY STOP Push Buttons, release by turning, Ø28mm							
	red		**B3P3 RT**	**BS3P3 RT**	**BC3P3 RT**	10	0,017
	red	0	**B3P3 RT-0**	**BS3P3 RT-0**	**BC3P3 RT-0**	10	0,017
EMERGENCY STOP Push Buttons, release by turning, Ø40mm							
	red	0	**B3P34 RT-0**	**BS3P34 RT-0**	**BC3P34 RT-0**	10	0,020
	red illuminated		**B3P34L RT**	**BS3P34L RT**	**BC3P34L RT**	10	0,020
EMERGENCY STOP Push Buttons, release by turning, Ø70mm							
	red		**BS3P34P RT**	**BS3P34P RT**	**BS3P34P RT**	1	0,062

	Type	Pack pcs.	Weight kg/pc.
Yellow Disk Ø70mm, Thikness 1mm			
			
neutral	**B3-7603**	1	0,004
with marking NOT-AUS	**B3-7603-1**	1	0,004
with marking EMERGENCY STOP	**B3-7603-2**	1	0,004
2-side markings: NOT-AUS / EMERGENCY STOP	**B3-7603-12**	1	0,004
2-side markings: ARRET D`URGENCE / NØDSTOP	**B3-7603-34**	1	0,004
2-side markings: ARRET D`URGENCE / NOODSTOP	**B3-7603-35**	1	0,004
Protection cover against unintentional manupulation, Thikness 1mm			
			
for Push Buttons Ø28mm and Ø40mm yellow	**B3-SK GE**	1	0,04

Ring





Knob	Alu	Black	Chrome	Pack pcs.	Weight kg/pc.

Rotary Knobs and Swing Knobs, black IP65


Rotary


Swing

maintained 60°



Rotary	B3KN2	BS3KN2	BC3KN2	10	0,020
Swing	B3KRN2	BS3KRN2	BC3KRN2	10	0,020

spring return 60°



Rotary	B3KN8	BS3KN8	BC3KN8	10	0,020
Swing	B3KRN8	BS3KRN8	BC3KRN8	10	0,020

spring return 60°



Rotary	B3KN1	BS3KN1	BC3KN1	10	0,020
Swing	B3KRN1	BS3KRN1	BC3KRN1	10	0,020

maintained 60°



Rotary	B3KN3	BS3KN3	BC3KN3	10	0,020
Swing	B3KRN3	BS3KRN3	BC3KRN3	10	0,020

maintained/spring return 60°



Rotary	B3KN6	BS3KN6	BC3KN6	10	0,020

spring return/maintained 60°



Rotary	B3KN7	BS3KN7	BC3KN7	10	0,020

maintained 120°



Rotary	B3KN9	BS3KN9	BC3KN9	10	0,020

maintained 90°
entsprechend EN81



Rotary	B3KN10	BS3KN10	BC3KN10	10	0,020

Illuminated Rotary Knobs and Swing Knobs, clear IP67, lamp max. 1,2W, lamps see page 13


Rotary


Swing

maintained 90°



Rotary	B3KL2	BS3KL2	BC3KL2	10	0,016

spring return 60°



Rotary	B3KL1	BS3KL1	BC3KL1	10	0,016
Swing	B3KRL1	BS3KRL1	BC3KRL1	10	0,016

maintained 60°



Rotary	B3KL3	BS3KL3	BC3KL3	10	0,016
Swing	B3KRL3	BS3KRL3	BC3KRL3	10	0,016

maintained /spring return 60°



Rotary	B3KL6	BS3KL6	BC3KL6	10	0,016

Toggle IP65



O - I	B3E	BS3E	BC3E	10	0,017

Actuators 22mm IP65, cULus Type12

Ring	key removeable in	 Alu	 Black	 Chrome	Pack pcs.	Weight kg/pc.

Key Operated Rotary Switch with lock Ronis 455



B3SAR 0

maintained 60°



B3SAR 0	BS3SAR 0	BC3SAR 0	1	0,044



B3SAR 1	BS3SAR 1	BC3SAR 1	1	0,044



B3SAR 01	BS3SAR 01	BC3SAR 01	1	0,044

spring return 60°



B3SAT 0	BS3SAT 0	BC3SAT 0	1	0,044



B3SARR 0

maintained 60°



B3SARR 0	BS3SARR 0	BC3SARR 0	1	0,044



B3SARR 102	BS3SARR 102	BC3SARR 102	1	0,044

spring return /maintained 60°



B3SATR 02	BS3SATR 02	BC3SATR 02	1	0,044

spring return 60°



B3SATT 0	BS3SATT 0	BC3SATT 0	1	0,044

Spare Key lock Ronis R455		B4-R455	1	0,007

Colour	Symbol				pcs.	kg/pc.

Illuminated Push Buttons IP67, lamp max. 1,9W, lamps see page 13



red	B3DL RT	BS3DL RT	BC3DL RT	10	0,014
green	B3DL GN	BS3DL GN	BC3DL GN	10	0,014
yellow	B3DL GE	BS3DL GE	BC3DL GE	10	0,014
blue	B3DL BL	BS3DL BL	BC3DL BL	10	0,014
white	B3DL WS	BS3DL WS	BC3DL WS	10	0,014

Illuminated Push Buttons, Maintained IP67, lamp max. 1,9W, lamps see page 13



red	B3DLR RT	BS3DLR RT	BC3DLR RT	10	0,014
green	B3DLR GN	BS3DLR GN	BC3DLR GN	10	0,014
yellow	B3DLR GE	BS3DLR GE	BC3DLR GE	10	0,014
blue	B3DLR BL	BS3DLR BL	BC3DLR BL	10	0,014
white	B3DLR WS	BS3DLR WS	BC3DLR WS	10	0,014

Double Push Buttons, with indicator lamp white, lamp max. 1,9W, lamps see page 13



green red		B3DT G/R 1)	BS3DT G/R	BC3DT G/R	10	0,016
white black		B3DT W/S 1)	BS3DT W/S	BC3DT W/S	10	0,016
green red	I 0	B3DT GI/RO 1)	BS3DT GI/RO	BC3DT GI/RO	10	0,016
white black	I 0	B3DT WI/SO 1)	BS3DT WI/SO	BC3DT WI/SO	10	0,016

with non-standard marking on request

1) Plastic ring in alu design

Lens Caps 22mm c UL us Typ12

suitable for Alu, Black and Chrome

Colour	Type	Pack pcs.	Weight kg/pc.
Lens Caps IP67 with fresnel lens, lamp max. 1,9W, lamps see page 13			
			
red	**B3R RT**	10	0,009
green	**B3R GN**	10	0,009
yellow	**B3R GE**	10	0,009
blue	**B3R BL**	10	0,009
clear	**B3R KL**	10	0,009
white	**B3R WS**	10	0,009
Lens Caps IP67, lamp max. 1,9W, lamps see page 13			
			
red	**B3RF RT**	10	0,009
green	**B3RF GN**	10	0,009
yellow	**B3RF GE**	10	0,009
blue	**B3RF BL**	10	0,009
white	**B3RF WS**	10	0,009

Connectors

	Specification	Description	Type	Pack pcs.	Weight kg/pc.
	**Connector B3S**	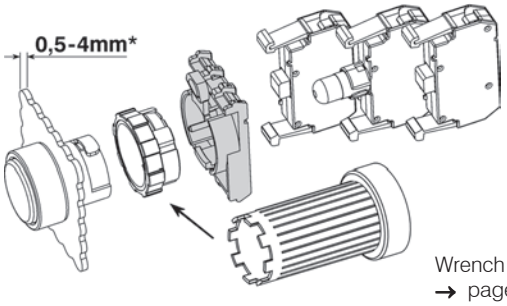 Wrench → page 11	**B3S**	10	0,013
	**Connector B3M**	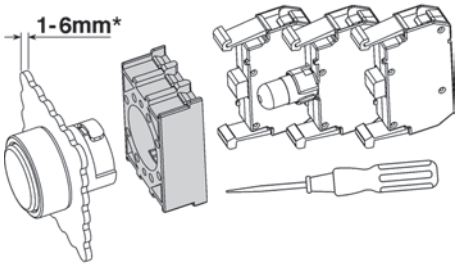	**B3M**	10	0,013

*) inclusive Thikness from Label Holder and Yellow Disk

Contact Blocks and Lamp Holders for Panel Mounting

	for voltage	Description		Type	Pack pcs.	Weight kg/pc.
Contact blocks						
	max. 690V AC	1 NC (→)		**B3T01** [2]	10	0,010
	max. 690V AC	1 NO		**B3T10** [2]	10	0,010
	**Actuator insert**	to actuate the center contact block		**P642**	10	0,001
Lamp holders, socket BA9s						
	max. 440V AC/DC	direct connection, for lamps max. 1,9W (take care for active power consumption)		**B3F**	10	0,012
Lamp holders for lamp test circuits, socket BA9s						
	max. 440V AC	direct connection, for lamps max. 1,7W (active power consumption)		**B3FT**	10	0,020

1) (→) NC contact has a positive opening according to IEC/EN 60947-5-1

2) Contact blocks with gold contacts (B3T..G) on request
suitable for 17V= /1mA and for difficult ambient conditions.

Lamps

	Socket BA9s Lamp voltage	Power consumption		Type	Pack pcs.	Weight kg/pc.
LED lamps [2] 10 years lifetime						
	20-30V AC/DC	17mA / 0,4W	for red lens caps	**B3-L24 RTB**	10	0,005
	20-30V AC/DC	17mA / 0,4W	for green lens caps	**B3-L24 GNB**	10	0,005
	20-30V AC/DC	17mA / 0,4W	for yellow lens caps	**B3-L24 GEB**	10	0,005
	20-30V AC/DC	17mA / 0,4W	for blue lens caps	**B3-L24 BLB**	10	0,005
	20-30V AC/DC	17mA / 0,4W	for white lens caps	**B3-L24 WSB**	10	0,005
	90-120V AC/DC	7mA / 0,8W	for red lens caps	**B3-L110 RTB**	10	0,005
	90-120V AC/DC	7mA / 0,8W	for green lens caps	**B3-L110 GNB**	10	0,005
	90-120V AC/DC	7mA / 0,8W	for yellow lens caps	**B3-L110 GEB**	10	0,005
	90-120V AC/DC	7mA / 0,8W	for blue lens caps	**B3-L110 BLB**	10	0,005
	90-120V AC/DC	7mA / 0,8W	for white lens caps	**B3-L110 WSB**	10	0,005
	200-250V AC/DC	4mA / 0,9W	for red lens caps	**B3-L230 RTB**	10	0,005
	200-250V AC/DC	4mA / 0,9W	for green lens caps	**B3-L230 GNB**	10	0,005
	200-250V AC/DC	4mA / 0,9W	for yellow lens caps	**B3-L230 GEB**	10	0,005
	200-250V AC/DC	4mA / 0,9W	for blue lens caps	**B3-L230 BLB**	10	0,005
	200-250V AC/DC	4mA / 0,9W	for white lens caps	**B3-L230 WSB**	10	0,005
Filament lamps						
	12V	1,2W	for all lens caps	**B4-G12**	50	0,005
	24V	1,2W	for all lens caps	**B4-G24**	50	0,005
	42V	1,2W	for all lens caps	**B4-G42**	50	0,005
	48V	1,2W	for all lens caps	**B4-G48**	50	0,005
	60V	1,2W	for all lens caps	**B4-G60**	50	0,005
	110/120V [1]	1,5/1,8W	for all lens caps	**B4-G130**	50	0,005
Glow-discharge lamps						
	220-250V AC	0,3W	for clear, red, yellow lens caps	**B4-GL230K**	100	0,005
	220-250V AC	0,3W	for green, blue lens caps	**B4-GL230G**	100	0,005

1) Voltage marking 130V / 2W max. rated voltage 120V /1,8W

2) suitable for B3FT lamp test lamp holders

Accessories

				Type	VPE Stk.	Gewicht kg/Stk.
	**Wrench**	for mounting of actuators and lens caps B(S)3..		**J7049**	1	0,018
	Marking plate	for marking of contact blocks B3T. and lamp holders B3F		**P672-1**	10	0,001
	**Lamp Installer**	used to install or replace lamps BA9s		**B4-7408**	1	0,010
	Spare Key	for B(S)3SA.. and BS3P44S3, Ronis R455		**B4-R455**	1	0,007
		for B(S)3SB.. , Ronis R786		**B4-R786**	1	0,007
	**Hole Plug**	black, for fixing holes Ø22,5mm		**B3-DU SW**	10	0,007
		grey		**B3-DU GR**	10	0,007
	**Sealing Cover** protection against coarse contamination	ambient temp. 0° - +50° C		**P279-1**	1	0,003
		petrol-resistant, *not for B3D..R.. (maintained)* ambient temp. -25° - +55° C		**P279-3**	1	0,003
		for double push buttons, petrol-resistant ambient temp. -25° - +55° C		**P279-DT**	1	0,003
	**Protection cover**	against unintentional manupulation				
		Thikness 1mm	yellow	**B3-SK GE**	1	0,04
		Thikness 1mm	grey	**B3-SK GR**	1	0,04
	**Protection ring with thread**	against unintentional manupulation				
		has to be mounted instead of the existing ring	black	**P921-1**	1	0,012
			chrome	**P921-2**	1	0,012
			alu	**P921-3**	1	0,012

Label Holder and Legend Plates for Push Buttons B3, 22mm

Marking 1 or 2 lines



	Type	Pack pcs.	Weight kg/pc.
Label holder for legend plate BK4, black, Thikness 0,8mm		100	0,002
Label holder for legend plate BK4, yellow, Thikness 0,8mm		10	0,002

marking	Type	marking	Type	Pack pcs.	Weight kg/pc.
Legend plate alu, for label holder P751					
blank	**BK4-9736**			100	0,0002
I	**BK4-I**	II	**BK4-II**	10	0,0002
III	**BK4-III**	IV	**BK4-IV**	10	0,0002
V	**BK4-V**			10	0,0002
→	**BK4--->**	←	**BK4-<--**	10	0,0002
0 I	**BK4-0-I**	H 0 A	**BK4-H 0 A**	10	0,0002
0 I	**BK4-0___I**	1 0 2	**BK4-1 0 2**	10	0,0002
START	**BK4-START**	STOP	**BK4-STOP**	10	0,0002
EIN	**BK4-EIN**	AUS	**BK4-AUS**	10	0,0002
BETRIEB	**BK4-BETRIEB**	STÖRUNG	**BK4-STÖRUNG**	10	0,0002
VOR	**BK4-VOR**	ZURÜCK	**BK4-ZURÜCK**	10	0,0002
HEBEN	**BK4-HEBEN**	SENKEN	**BK4-SENKEN**	10	0,0002
LINKS	**BK4-LINKS**	RECHTS	**BK4-RECHTS**	10	0,0002
MEHR	**BK4-MEHR**	WENIGER	**BK4-WENIGER**	10	0,0002
SCHNELL	**BK4-SCHNELL**	LANGSAM	**BK4-LANGSAM**	10	0,0002
HELLER	**BK4-HELLER**	DUNKLER	**BK4-DUNKLER**	10	0,0002
AUF	**BK4-AUF**	ZU	**BK4-ZU**	10	0,0002
AB	**BK4-AB**	HALT	**BK4-HALT**	10	0,0002
EILGANG	**BK4-EILGANG**	TIPPEN	**BK4-TIPPEN**	10	0,0002
Legend plate with non-standard marking (e. g.: BK4-MOTOR-START)					
Text 1 line, max. 11 letters, letter height 3mm			**BK4-...**	1	0,0002
Text 2 lines, max. 2 x 11 letters, letter height 3mm			**BK4-...-...**	1	0,0002
Legend plate yellow, for label holder P751-3					
Legend plate yellow without marking			**BK4-10827**	10	0,0002
Legend plate yellow with marking NOT-AUS			**BK4-10827-1**	10	0,0002
Legend plate yellow with marking EMERGENCY STOP			**BK4-10827-2**	10	0,0002
Legend plate yellow with marking ARRET D`URGENCE			**BK4-10827-3**	10	0,0002

Marking 3 or 4 lines



	Type	Pack pcs.	Weight kg/pc.
Label holder for legend plate BK8, black, Thikness 0,8mm	**P761**	10	0,002
Label holder for legend plate BK8, yellow, Thikness 0,8mm	**P761-3**	10	0,002
Label holder for BK8, for double push buttons only	**P761-DT**	10	0,002
Legend plate BK8 with for label holder P761 (with marking e. g.: BK8-WATER-PUMP-START)			
Legend plate without marking	**BK8-9736**	10	0,0004
Text 3 lines, max. 3 x 11 letters, letter height 3mm	**BK8-...-...-...**	10	0,0004
Text 4 lines, max. 4 x 11 letters, letter height 3mm	**BK8-...-...-...**	10	0,0004

Actuator Caps

marking	Type -suffix for marking	marking	Type -suffix for marking.	Pack pcs.	Weight kg/pc.
Actuator Caps with markings, the Type must be completed with the code for colours (see below)					
		NOT AUS	DK(L) ..-NOT-AUS	10	0,001
START	DK(L) ..-START	STOP	DK(L) ..-STOP	10	0,001
EIN	DK(L) ..-EIN	AUS	DK(L) ..-AUS	10	0,001
BETRIEB	DK(L) ..-BETRIEB	STÖRUNG	DK(L) ..-STÖRUNG	10	0,001
ANLAUF	DK(L) ..-ANLAUF	HALT	DK(L) ..-HALT	10	0,001
VOR	DK(L) ..-VOR	ZURÜCK	DK(L) ..-ZURÜCK	10	0,001
HEBEN	DK(L) ..-HEBEN	SENKEN	DK(L) ..-SENKEN	10	0,001
LINKS	DK(L) ..-LINKS	RECHTS	DK(L) ..-RECHTS	10	0,001
MEHR	DK(L) ..-MEHR	WENIGER	DK(L) ..-WENIGER	10	0,001
SCHNELL	DK(L) ..-SCHNELL	LANGSAM	DK(L) ..-LANGSAM	10	0,001
HELLER	DK(L) ..-HELLER	DUNKLER	DK(L) ..-DUNKLER	10	0,001
AUF	DK(L) ..-AUF	ZU	DK(L) ..-ZU	10	0,001
AB	DK(L) ..-AB	LAUF	DK(L) ..-LAUF	10	0,001
EILGANG	DK(L) ..-EILGANG	TIPPEN	DK(L) ..-TIPPEN	10	0,001



Actuator Caps with symbols according to DIN 30600, the Type must be completed with the code for colours

	DK(L) ..-100		DK(L) ..-101	10	0,001
	DK(L) ..-102		DK(L) ..-103	10	0,001
	DK(L) ..-200		DK(L) ..-201	10	0,001
	DK(L) ..-202		DK(L) ..-203	10	0,001
	DK(L) ..-204		DK(L) ..-205	10	0,001
	DK(L) ..-300		DK(L) ..-301	10	0,001
	DK(L) ..-302		DK(L) ..-303	10	0,001
	DK(L) ..-304		DK(L) ..-305	10	0,001
	DK(L) ..-306		DK(L) ..-307	10	0,001
	DK(L) ..-400		DK(L) ..-401	10	0,001
	DK(L) ..-402		DK(L) ..-403	10	0,001
	DK(L) ..-404		DK(L) ..-405	10	0,001
	DK(L) ..-406		DK(L) ..-407	10	0,001
	DK(L) ..-408		DK(L) ..-409	10	0,001
	DK(L) ..-410		DK(L) ..-411	10	0,001
	DK(L) ..-412		DK(L) ..-413	10	0,001

Code for colours

Colour	for buttons	for illuminated buttons	Colour	for buttons	for illuminated buttons
red	DK RT-..	DKL RT-..	blue	DK BL-..	DKL BL-..
green	DK GN-..	DKL GN-..	white	DK WS-..	DKL WS-..
yellow	DK GE-..	DKL GE-..	black	DK SW-..	-

Acuators and Lens Caps 30mm IP67 (IP65)

Push Buttons



→ page 13

Mounting hole
Ø 30,5mm



Connectors

Connectors Lamp Holders



IP65

→ page 14, 15



Actuator insert

→ page 16

EMERGENCY STOP Buttons



→ page 13



→ page 13

Illuminated Operators



→ page 15



→ page 17



Thikness
0,5 - 3 mm

→ page 16



→ page 16

Lens Caps



→ page 15



LED
24-230V



Filament
6-130V



Glow-discharge
230V

→ page 17

Wrench
J7049



Actuators 30mm IP67

Ring	Colour	Symbol	Alu	Black	Chrome	Pack pcs.	Weight kg/pc.
Push Buttons, Actuator Caps markable							
	red		B5D RT	BS5D RT	BC5D RT	10	0,029
	red	0	B5D RT-0	BS5D RT-0	BC5D RT-0	10	0,029
	green		B5D GN	BS5D GN	BC5D GN	10	0,029
	green	I	B5D GN-I	BS5D GN-I	BC5D GN-I	10	0,029
	green	II	B5D GN-II	BS5D GN-II	BC 5D GN-II	10	0,029
	green	→	B5D GN-PF	BS5D GN-PF	BC5D GN-PF	10	0,029
	yellow		B5D GE	BS5D GE	BC5D GE	10	0,029
	blue		B5D BL	BS5D BL	BC5D BL	10	0,029
	white		B5D WS	BS5D WS	BC 5D WS	10	0,029
	black		B5D SW	BS5D SW	BC5D SW	10	0,029
	black	→	B5D SW-PF	BS5D SW-PF	BC5D SW-PF	10	0,029
Push Buttons, Maintained, Actuator Caps markable							
	red		B5DR RT	BS5DR RT	BC5DR RT	10	0,029
	green		B5DR GN	BS5DR GN	BC5DR GN	10	0,029
	yellow		B5DR GE	BS5DR GE	BC5DR GE	10	0,029
	blue		B5DR BL	BS5DR BL	BC5DR BL	10	0,029
	white		B5DR WS	BS5DR WS	BC5DR WS	10	0,029
	black		B5DR SW	BS5DR SW	BC5DR SW	10	0,029
Mushroom Head, Ø28mm							
	red		B5P1 RT	BS5P1 RT	BC5P1 RT	10	0,032
	red	0	B5P1 RT-0	BS5P1 RT-0	BC5P1 RT-0	10	0,032
	green		B5P1 GN	BS5P1 GN	BC5P1 GN	10	0,032
	yellow		B5P1 GE	BS5P1 GE	BC5P1 GE	10	0,032
	blue		B5P1 BL	BS5P1 BL	BC5P1 BL	10	0,032
	black		B5P1 SW	BS5P1 SW	BC5P1 SW	10	0,032
Mushroom Head, Ø40mm							
	red	0	B5P14 RT-0	BS5P14 RT-0	BC5P14 RT-0	10	0,035
EMERGENCY STOP Push Buttons, Ø 28mm, release by turning, with yellow ring							
	red		B5P3 RT	BS5P3 RT	BC5P3 RT	10	0,032
	red	0	B5P3 RT-0	BS5P3 RT-0	BC5P3 RT-0	10	0,032
EMERGENCY STOP Push Buttons, Ø 40mm, release by turning							
	red	0	B5P34 RT-0	BS5P34 RT-0	BC5P34 RT-0	10	0,035

Yellow Disk for EMERGENCY-STOP Push Buttons, Ø70mm, Thikness 1mm

	neutral	B5-7603	1	0,004
	with marking NOT-AUS	B5-7603-1	1	0,004
	with marking EMERGENCY STOP	B5-7603-2	1	0,004

Actuators 30mm

Ring	Knob	Alu	Black	Chrome	Pack pcs.	Weight kg/pc.
						

Rotary Knobs and Swing Knobs, black IP65


Rotary


Swing

maintained 60°					
	Rotary	**B5KN2**	**BS5KN2**	**BC5KN2**	10	0,035
	Swing	**B5KRN2**	**BS5KRN2**	**BC5KRN2**	10	0,035
spring return 60°					
	Rotary	**B5KN8**	**BS5KN8**	**BC5KN8**	10	0,035
	Swing	**B5KRN8**	**BS5KRN8**	**BC5KRN8**	10	0,035
spring return 60°					
	Rotary	**B5KN1**	**BS5KN1**	**BC5KN1**	10	0,035
	Swing	**B5KRN1**	**BS5KRN1**	**BC5KRN1**	10	0,035
maintained 60°					
	Rotary	**B5KN3**	**BS5KN3**	**BC5KN3**	10	0,035
	Swing	**B5KRN3**	**BS5KRN3**	**BC5KRN3**	10	0,035
maintained /spring return 60°					
	Rotary	**B5KN6**	**BS5KN6**	**BC5KN6**	10	0,035
spring return /maintained 60°					
	Rotary	**B5KN7**	**BS5KN7**	**BC5KN7**	10	0,035
maintained 120°					
	Rotary	**B5KN9**	**BS5KN9**	**BC5KN9**	10	0,035
maintained 90° according to EN81					
	Rotary	**B5KN10**	**BS5KN10**	**BC5KN10**	10	0,035

Illuminated Rotary Knobs and Swing Knobs IP67, clear, lamp max. 1,2W, lamps see page 13


Rotary


Swing

maintained 90°					
	Rotary	**B5KL2**	**BS5KL2**	**BC5KL2**	10	0,031
spring return 60°					
	Rotary	**B5KL1**	**BS5KL1**	**BC5KL1**	10	0,031
	Swing	**B5KRL1**	**BS5KRL1**	**BC5KRL1**	10	0,031
maintained 60°					
	Rotary	**B5KL3**	**BS5KL3**	**BC5KL3**	10	0,031
	Swing	**B5KRL3**	**BS5KRL3**	**BC5KRL3**	10	0,031
maintained /spring return 60°					
	Rotary	**B5KL6**	**BS5KL6**	**BC5KL6**	10	0,031

Toggle IP65



O - I	**B5E**	**BS5E**	**BC5E**	10	0,032

Actuators and Lens Caps 30mm IP65

Ring	key removeable in	 Alu	 Black	 Chrome	Pack pcs.	Weight kg/pc.
Key Operated Rotary Switch with lock Ronis **455**						
	maintained 60°					
 B3SAR 0		**B5SAR 0**	**BS5SAR 0**	**BC5SAR 0**	1	0,059
		**B5SAR 1**	**BS5SAR 1**	**BC5SAR 1**	1	0,059
		**B5SAR 01**	**BS5SAR 01**	**BC5SAR 01**	1	0,059
	spring return 60°					
 B3SARR 0		**B5SAT 0**	**BS5SAT 0**	**BC5SAT 0**	1	0,059
	maintained 60°					
		**B5SARR 0**	**BS5SARR 0**	**BC5SARR 0**	1	0,059
		**B5SARR 102**	**BS5SARR 102**	**BC5SARR 102**	1	0,059
	tastend/maintained 60°					
		**B5SATR 02**	**BS5SATR 02**	**BC5SATR 02**	1	0,059
	spring return 60°					
		**B5SATT 0**	**BS5SATT 0**	**BC5SATT 0**	1	0,059
	Spare Key lock Ronis R455		**B4-R455**		1	0,007

	Colour				pcs.	kg/pc.
Illuminated Push Buttons IP67, lamp max. 1,9W, lamps see page 17						
	red	**B5DL RT**	**BS5DL RT**	**BC5DL RT**	10	0,029
	green	**B5DL GN**	**BS5DL GN**	**BC5DL GN**	10	0,029
	yellow	**B5DL GE**	**BS5DL GE**	**BC5DL GE**	10	0,029
	blue	**B5DL BL**	**BS5DL BL**	**BC5DL BL**	10	0,029
	white	**B5DL WS**	**BS5DL WS**	**BC5DL WS**	10	0,029
Illuminated Push Buttons IP67, **Maintained,** lamp max. 1,9W, lamps see page 17						
	red	**B5DLR RT**	**BS5DLR RT**	**BC5DLR RT**	10	0,029
	green	**B5DLR GN**	**BS5DLR GN**	**BC5DLR GN**	10	0,029
	yellow	**B5DLR GE**	**BS5DLR GE**	**BC5DLR GE**	10	0,029
	blue	**B5DLR BL**	**BS5DLR BL**	**BC5DLR BL**	10	0,029
	white	**B5DLR WS**	**BS5DLR WS**	**BC5DLR WS**	10	0,029
Lens Caps with fresnel lens IP67, lamp max. 1,9W, lamps see page 17						
	red	**B5R RT**	**BS5R RT**	**BC5R RT**	10	0,029
	green	**B5R GN**	**BS5R GN**	**BC5R GN**	10	0,029
	yellow	**B5R GE**	**BS5R GE**	**BC5R GE**	10	0,029
	blue	**B5R BL**	**BS5R BL**	**BC5R BL**	10	0,029
	clear	**B5R KL**	**BS5R KL**	**BC5R KL**	10	0,029
	white	**B5R WS**	**BS5R WS**	**BC5R WS**	10	0,029

Connectors

	Specification	Description	Type	Pack pcs.	Weight kg/pc.
	**Connector B3S**	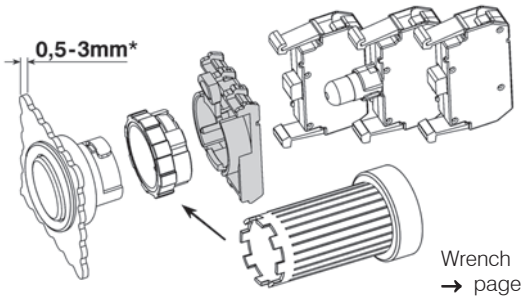 Wrench → page 17	**B3S**	10	0,013

*) inclusive Thikness from Label Holder and Yellow Disk

Contact Blocks and Lamp Holders for Panel Mounting

	for voltage	Description		Type	Pack pcs.	Weight kg/pc.
Contact blocks						
	max. 690V AC	1 NC (→)		**B3T01** [2]	10	0,010
	max. 690V AC	1 NO		**B3T10** [2]	10	0,010
	**Actuator insert**	to actuate the center contact block		**P642**	10	0,001
Lamp holders, socket BA9s						
	max. 440V AC/DC	direct connection, for lamps max. 1,9W (take care for active power consumption)		**B3F**	10	0,012
Lamp holders for lamp test circuits, socket BA9s						
	max. 440V AC	direct connection, for lamps max. 1,7W (active power consumption)		**B3FT**	10	0,020

1) (→) NC contact has a positive opening according to IEC/EN 60947-5-1

2) Contact blocks with gold contacts (B3T..G) on request
suitable for 17V= /1mA and for difficult ambient conditions.

Lamps

LED lamps [2] 10 years lifetime



20-30V AC/DC	17mA / 0,4W	for red lens caps	**B3-L24 RTB**	10	0,005
20-30V AC/DC	17mA / 0,4W	for green lens caps	**B3-L24 GNB**	10	0,005
20-30V AC/DC	17mA / 0,4W	for yellow lens caps	**B3-L24 GEB**	10	0,005
20-30V AC/DC	17mA / 0,4W	for blue lens caps	**B3-L24 BLB**	10	0,005
20-30V AC/DC	17mA / 0,4W	for white lens caps	**B3-L24 WSB**	10	0,005
90-120V AC/DC	7mA / 0,8W	for red lens caps	**B3-L110 RTB**	10	0,005
90-120V AC/DC	7mA / 0,8W	for green lens caps	**B3-L110 GNB**	10	0,005
90-120V AC/DC	7mA / 0,8W	for yellow lens caps	**B3-L110 GEB**	10	0,005
90-120V AC/DC	7mA / 0,8W	for blue lens caps	**B3-L110 BLB**	10	0,005
90-120V AC/DC	7mA / 0,8W	for white lens caps	**B3-L110 WSB**	10	0,005
200-250V AC/DC	4mA / 0,9W	for red lens caps	**B3-L230 RTB**	10	0,005
200-250V AC/DC	4mA / 0,9W	for green lens caps	**B3-L230 GNB**	10	0,005
200-250V AC/DC	4mA / 0,9W	for yellow lens caps	**B3-L230 GEB**	10	0,005
200-250V AC/DC	4mA / 0,9W	for blue lens caps	**B3-L230 BLB**	10	0,005
200-250V AC/DC	4mA / 0,9W	for white lens caps	**B3-L230 WSB**	10	0,005

Filament lamps



12V	1,2W	for all lens caps	**B4-G12**	50	0,005
24V	1,2W	for all lens caps	**B4-G24**	50	0,005
42V	1,2W	for all lens caps	**B4-G42**	50	0,005
48V	1,2W	for all lens caps	**B4-G48**	50	0,005
60V	1,2W	for all lens caps	**B4-G60**	50	0,005
110/120V [1]	1,5/1,8W	for all lens caps	**B4-G130**	50	0,005

Glow-discharge lamps



220-250V AC	0,3W	for clear, red, yellow lens caps	**B4-GL230K**	100	0,005
220-250V AC	0,3W	for green, blue lens caps	**B4-GL230G**	100	0,005

1) Voltage marking 130V / 2W max. rated voltage 120V /1,8W

2) suitable for B3FT lamp test lamp holders

Accessories

		Type	VPE Stk.	Gewicht kg/Stk.
Wrench	for mounting of actuators and lens caps B(S)3..	**J7049**	1	0,018
Marking plate	for marking of contact blocks B3T. and lamp holders B3F	**P672-1**	10	0,001
Lamp Installer	used to install or replace lamps BA9s	**B4-7408**	1	0,010
Spare Key	for B(S)3SA.. and BS3P44S3, Ronis R455	**B4-R455**	1	0,007
	for B(S)3SB.. , Ronis R786	**B4-R786**	1	0,007
Protectiv cover sealable	against unintentional manupulation of buttons B5, *(not for mushroom heads, rotary and swing knobs)*	**B5-SAP**	1	0,008
Label holder for legend plate BK5, black		**P942-1**	10	0,002
Legend plate alu without marking Text 1 or 2 lines, max. 4 x 13 letters, letter height 3mm		**BK5-11374**	10	0,002
Adapter to convert actuator Actuators 22mm to 30mm				
	alu	**B5**	10	0,017
	black	**BS5**	10	0,017
	chrome	**BC5**	10	0,017

Assembled Stations BG.. IP67 cULus Type12

A Actuators or Lens caps, see page 3 - 6
B Legend plates with label holder
C Ring and nut (included with actuator or lens cap)
D Contact blocks and lamp holders, see page 20
E Rear shroud
F Function number
G Cover
H Pre-moulded knockouts in rear wall
K Captive screws (after screw in), at delivery loose
L Sign of units at the ground of the rear wall
M Pre-moulded knockouts for conduit hubs
N Sequence number
O Spring-catches for snap in Contact blocks and lamp holders

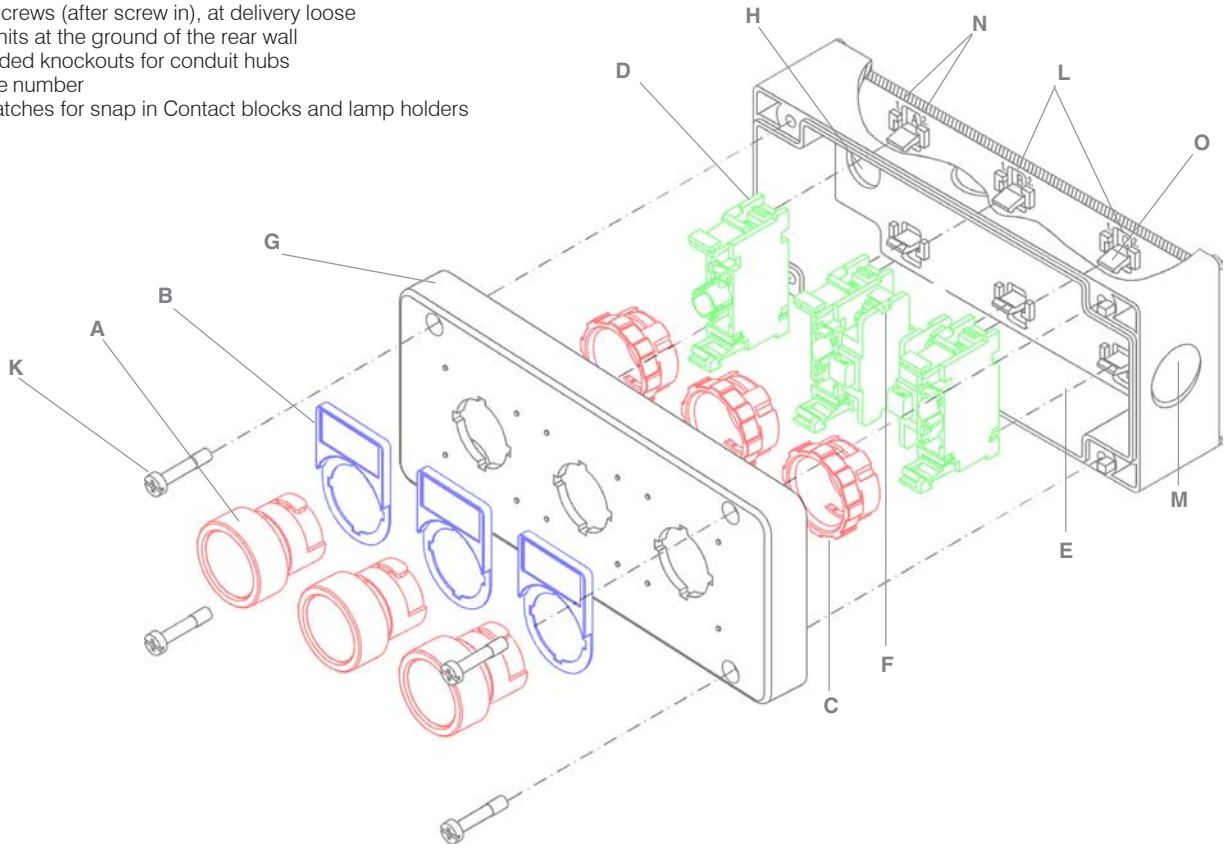

Buttons for base mounting

A Actuator Ø 22mm see page 3 - 6, Ø 30mm see page 13 - 15
B Extension B4V...
C Ring and nut (included with actuator or lens cap)
D Contact block B4.. see page 20
E Base B4U for base and DIN-rail mounting of contact blocks

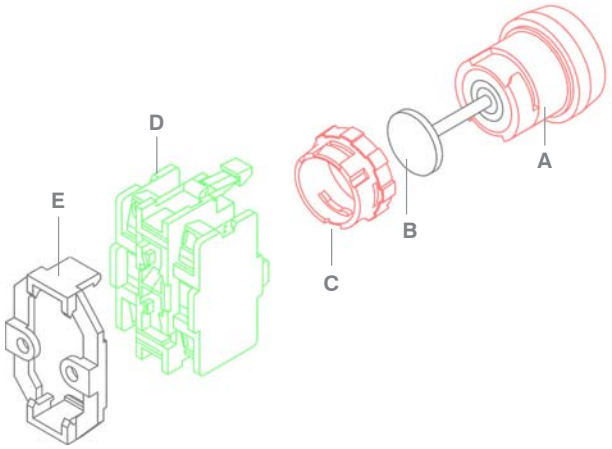

		Type	Pack pcs.	Weight kg/pc.
Mounting Plate for base and DIN-rail mounting of contact blocks				
 **Mounting Plate**	for base and DIN-rail mounting of contact blocks and lamp holders **B4.U...**	**B4U**	10	0,010
 **Ring and Nut**	for mounting former actuators and lens caps **B4...**	**B3UP**	10	0,004

Assembled Stations IP67 (IP65) cULus Typ12

For conduit entries are in top and both small sides only one knockouts for conduit hubs Ø20,5mm, for M20 or PG13,5 provided.

		Diagram	Type	Pack pcs.	Weight kg/pc.
Plastic enclosed buttons and Pilot Lights					
	**ON push button green**		**BG10 GN**	1	0,135
	**OFF push button red**		**BG10 RT**	1	0,135
	**Pilot light green** **Pilot light red**		**BG01 GN** **BG01 RT**	1 1	0,135 0,135
	**Key operated 0 - I** [1] lock Ronis R455 60° maintained		**BG10SAR 0**	1	0,165
	**Key operated I - 0 - II** [1] lock Ronis R455 60° maintained	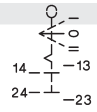	**BG10SARR 0**	1	0,172
	**2 push buttons 0 - I**		**BG20**	1	0,200
	**2 push buttons ← →**		**BG20PF**	1	0,200
	**3 push buttons ← 0 →**	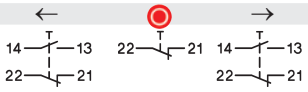	**BG30PF**	1	0,283
	**3 push buttons I - 0 - II**	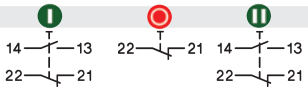	**BG30**	1	0,283
	**2 push buttons 0 - I** **with pilot light green**	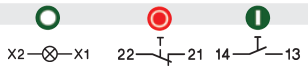	**BG21 GN**	1	0,270
	**Foot and palm button** mushroom Ø70mm		**BG10P14P GR**	1	0,187
Plastic enclosed EMERGENCY STOP buttons					
	**EMERGENCY STOP button** head Ø40mm unlock by turning		**BG10P34-11**	1	0,145
	**EMERGENCY STOP** **mushroom button** Ø40mm according to EN418 unlock by pull		**BG10P44-11**	1	0,145
	**EMERGENCY STOP key** **operated button** Ø40mm according to EN418 unlock by key		**BG10P44S3-11**	1	0,178
	**EMERGENCY STOP** **mushroom button** Ø70mm unlock by turning		**BG10P34P-11**	1	0,187

1) IP65

Enclosures BG.. IP67, cULus Type12

	Number of units	Description	Type	Pack pcs.	Weight kg/pc.
	1	3 knockouts Ø20,5mm (M20 or PG13,5)	**BG1**	1	0,108
	2	3 knockouts Ø20,5mm (M20 or PG13,5)	**BG2**	1	0,145
	3	3 knockouts Ø20,5mm (M20 or PG13,5)	**BG3**	1	0,188

Buttons and Lens Caps B3.. see page 3 to 6

Contact blocks for enclosures BG..



Contacts	Lamp voltage	Wiring diagram	actuators with 2 or 3 switch positions	Type	Pack pcs.	Weight kg/pc.
1NC [1] ⊖			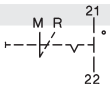	**B4TU01**	10	0,015
1NO			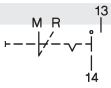	**B4TU10**	10	0,015
1NO+1NC [1] ⊖			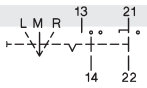	**B4TU11**	10	0,022
2NC [1] ⊖			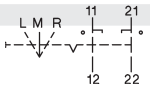	**B4TU02**	10	0,022
2NO			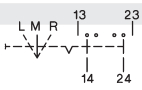	**B4TU20**	10	0,022

Contact blocks with lamp holder, socket BA9s for LED or lamps, for enclosures BG..



Contacts	Lamp voltage	Wiring diagram	actuators with 2 or 3 switch positions	Type	Pack pcs.	Weight kg/pc.
1NC [1] ⊖	max. 440V AC/DC		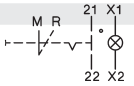	**B4TU01F**	10	0,020
1NO	max. 440V AC/DC		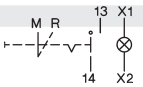	**B4TU10F**	10	0,020
1NO+1NC [1] ⊖	max. 440V AC/DC		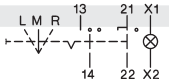	**B4TU11F**	10	0,027
2NC [1] ⊖	max. 440V AC/DC			**B4TU02F**	10	0,027
2NO	max. 440V AC/DC		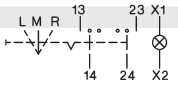	**B4TU20F**	10	0,027

Lamp holder, socket BA9s for LED or lamps

			Type	Pack pcs.	Weight kg/pc.
max. 440V AC/DC	direct connection, for lamps max. 1,9W (take care for active power consumption)		**B4FU**	10	0,013

1) ⊖ NC contact has a positive opening according to IEC/EN 60947-5-1

Accessories for Plastic enclosed buttons

			Type	Pack pcs.	Weight kg/pc.
	**Wrench**	for mounting of actuators and lens caps B(S)3..	**J7049**	1	0,018
	Couple Part	to couple enclosures BKLG or assembled stations BG..	**B4-8852**	1	0,018
	**Suspension Eye**	for hanging stations	**B4-9929**	1	0,188
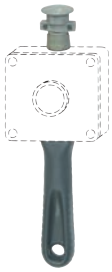	**Handle and Cable Inlet**	to change enclosures BG.. or assembled stations BG.. into a hanging station	**B4-9149**	1	0,064

Push Buttons for Enclosures 22mm IP65

Push buttons grey RAL7035



Specification	Colour	Symbol	Length mm	**Type**	Pack pcs.	Weight kg/pc.
Reset push button	blue	R	8-22	**B2GRB-22**	10	0,005
	blue	R	22-60	**B2GRB-60**	10	0,016
Reset push button with stop function	red	0/R	8-22	**B2GR-22**	10	0,005
	red	0/R	22-60	**B2GR-60**	10	0,016
Start push button	green	I	8-22	**B2GI-22**	10	0,005
	green	I	22-60	**B2GI-60**	10	0,016
Stop push button	red	0	8-22	**B2G0-22**	10	0,005
	red	0	22-60	**B2G0-60**	10	0,016
Mushroom head lockable Ø28mm	red	0	8-22	**B2GP-22**	10	0,005
	red	0	22-60	**B2GP-60**	10	0,016

Push buttons with metal ring and self adjusting extension pin



Specification	Colour	Symbol	Length mm	**Type**	Pack pcs.	Weight kg/pc.
Reset push button	blue	R	19,5-38,5	**B3GRB-31,5**	10	0,023
	blue	R	38,5-60	**B3GRB-60**	10	0,026
Reset push button with stop function	red	0/R	19,5-38,5	**B3GR-31,5**	10	0,023
	red	0/R	38,5-60	**B3GR-60**	10	0,026
Start push button	green	I	19,5-38,5	**B3GI-31,5**	10	0,023
	green	I	38,5-60	**B3GI-60**	10	0,026
Stop push button	red	0	19,5-38,5	**B3G0-31,5**	10	0,023
	red	0	38,5-60	**B3G0-60**	10	0,026
Mushroom head lockable Ø28mm	red		19,5-38,5	**B3GP-31,5**	10	0,023
	red		38,5-60	**B3GP-60**	10	0,026

Extensions for push buttons



Specification	Diameter Ø mm	Length mm	**Type**	Pack pcs.	Weight kg/pc.
self adjusting pin, for B(S, C)3D.. and B(S, C)3P..	15	19,5 - 38,5	**B4V31,5**	10	0,001
	18,5	38,5 - 60	**B4V60**	10	0,004

Technical Data

Terminal markings for control units according to DIN EN 50013

Distinc. number	Contact elements	Distinc. number	Contact elements	Distinc. number	Contact elements	Distinc. number	Contact elements	Distinc. number	Contact elements
10								01	
20		11						02	
30		21		12				03	
40	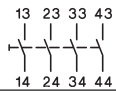	31	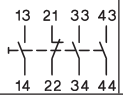	22	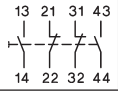	13	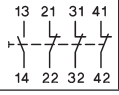	04	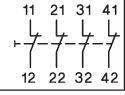

Colour code

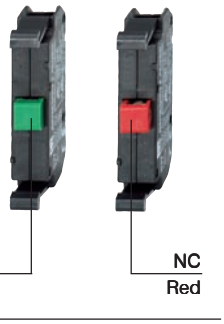

Data according to IEC 947-5-1, VDE 0660, EN 60947-5-1

Type			B3T	B4T
Rated insulation voltage U_i		V AC	690 [1]	500
Utilization category AC12 Control of resistive loads and solid stateloads with isolation by opto couplers				
Rated current I_e	220-240V	A	10	10
	380-415V	A	10	10
	500V	A	10	10
	690V	A	10	-
Utilization category AC15 Control of electromagnetic load (>72VA)				
Rated current I_e	220-240V	A	6	6
	380-415V	A	5	5
	500V	A	3	3
	690V	A	2	-
Utilization category DC12 L/R = 1ms Control of resistive loads and solid stateloads with isolation by opto couplers				
Rated current I_e	24V	A	10	10
	60V	A	6	6
	110V	A	2,5	2,5
	220V	A	0,8	0,8
Utilization category DC14 L/R = 15ms Control of electromagnetic loads having economy resistors in circuit				
Rated current I_e	24V	A	8	8
	60V	A	1	1
	110V	A	2	2
	220V	A	0,5	0,5
Utilization category DC13 L/R = 300ms Control of electromagnets				
Rated current I_e	24V	A	2	2
	60V	A	5	5
	110V	A	0,5	0,5
	220V	A	0,2	0,2
Making capacity		A	60	60
Breaking capacity cosj = 0,7-1	40-60Hz	A	50	50
Mechanical life	millions of operations		10	10
Contact life (AC15)				
100VA	millions of operations		10	10
300VA	millions of operations		3	3
800VA	millions of operations		1	1
1200VA	millions of operations		0,5	0,5
Maximum frequency of operations	ops. per hour		600	600
Short circuit protection	slow, gL (gG)	A	25	25

Type		B3F	B4F
Rated insulation voltage U_i	V AC	440 [2]	440 [2]
Lamp base		BA9s	

Type		B3., B4.
Protection degree (according to IEC 947-1)		
in assembled state, from the front		IP65
from rear		IP00
Ambient temperature	°C	-20 to +50
Cable cross-section		
	solid, mm^2	0,5 - 2,5
	flexible, mm^2	0,5 - 2,5
	flexible with multicore cable end, mm^2	0,5 - 1,5
Cables per clamp	number	2
Mounting hole (according to IEC 947-1)	Ø mm	22,5
	Ø mm	30,5
Mounting position		optional
Terminal screws		Pozidriv No. 2 screws M3,5

Data according to cULus

Type	B3.	B4.
Contact Block for NO and NC	600 V AC max.	600 V AC max.
General use	10A	10A
Heavy pilot duty	A600	A600
Lamp Holder with socket BA9s	240V 2,6W max.	240V 2,6W max.
Wire (Contact and lamp holder)	14 - 18AWG	14 - 18AWG
Torque	9 lb/in.	9 lb/in.

Approvals

Country / Type	USA, Canada UL	Europe CE	Register of Shipping Great Britain LRS	CENELEC CB-Certificates
B3T..	o	o	-	o
B3F..	o	o	-	o
B4TU..	o	o	o	o
B4T..UF	o	o	o	o
B4FU..	o	o	o	o
B3-MB..	-	o	-	-

o In standard version approved - Not provided for test till now

1) suitable for: earthed-neutral systems, overvoltage category I to IV, pollution degree 3 (standard-industry): U_{imp} = 6kV. Data for other conditions on request
2) suitable for: earthed-neutral systems, overvoltage category I to III, pollution degree 3 (standard-industry): U_{imp} = 4kV

Dimensions

Actuators and Lens Caps 22mm

Panel mounting B3S

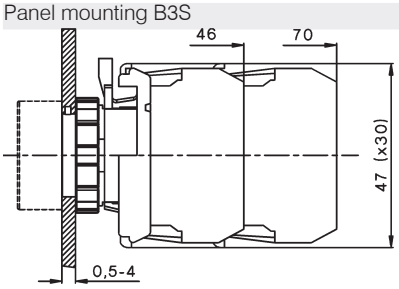

Panel mounting B3M

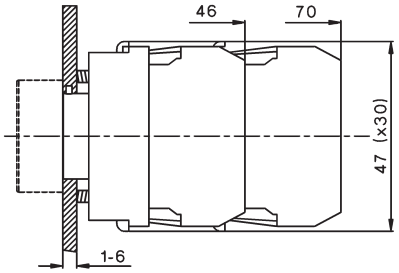

Mounting holes

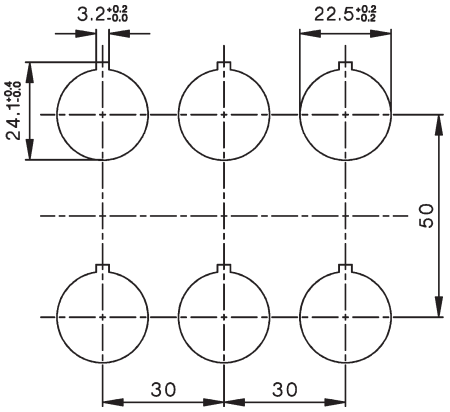

Dimensions of minimum space requirements according to IEC. Take to consideration the field of traverse of swing knobs (27mm) and the diameter of mushroom heads.

Contact blocks and
Lampenhalter B3...

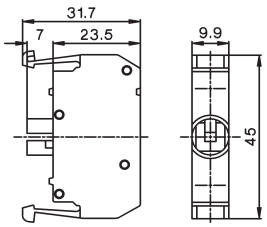

Actuators and Lens caps

Flush Head
Illuminated Flush Head

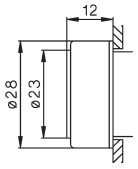

B3D(R), B3DL(R)
BS3D(R), BS3DL(R)
BC3D(R), BC3DL(R)

Mushroom Head Ø28mm
Emergency Stop Ø28mm

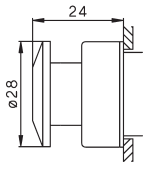

B3P1 bis B3P3
BS3P1 bis BS3P3
BC3P1 bis BC3P3

Mushroom Head Ø40mm
Emergency Stop Ø40mm

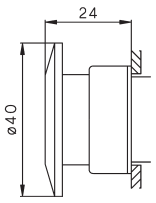

B3P14, B3P34
BS3P14, BS3P34
BC3P14, BC3P34

Mushroom Head Ø70mm
Emergency Stop Ø70mm

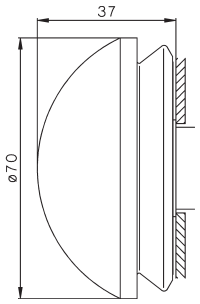

BS3P14P
BS3P34P

Push-and pull button Ø40mm

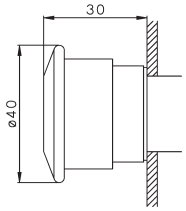

BS3P44

Push-and pull button Ø40mm

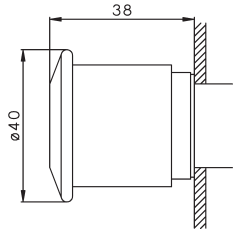

BS3P45

Push-and pull button Ø40mm
with key

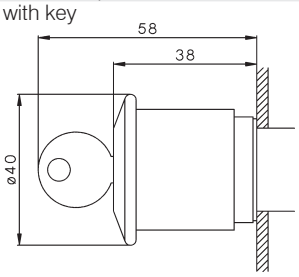

BS3P44S3

Lockable Push button

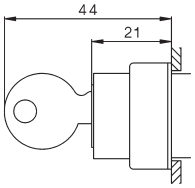

B3SAR., B3SAT.
BS3SAR., BS3SAT.
BC3SAR., BC3SAT.

Toggle

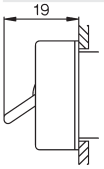

B3E
BS3E
BC3E

Rotary Knob

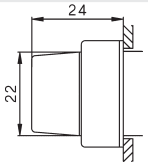

B3KN, B3KL
BS3KN, BS3KL
BC3KN, BC3KL

Swing Knob

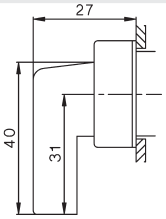

B3KRL, B3KRN
BS3KRL, BS3KRN
BC3KRL, BC3KRN

Lens Cap



B3R(F)

Dimensions

Actuators and Lens Caps 22mm

Double push button

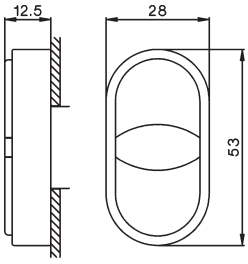

B3DT

Monoblock Multi-LED

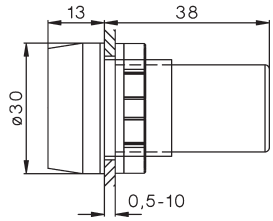

B3-MB...

Protection cover

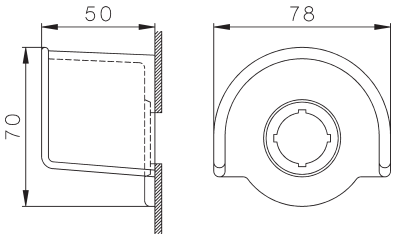

B3-SK ..

Protection ring w. thread

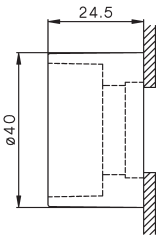

P921-.

Label holder

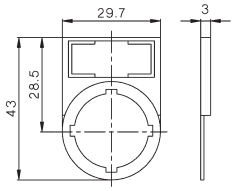

P751

Legend plate

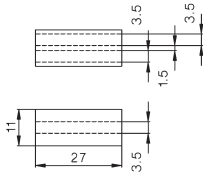

BK4-...

Label holder

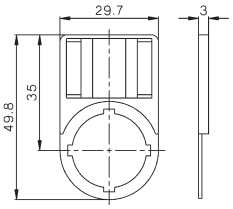

P761

Label holder

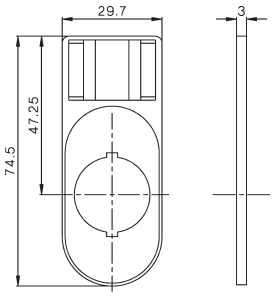

P761-DT

Legend plate

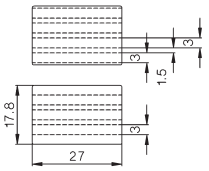

BK8-...

Dimensions

Actuators and Lens Caps 30mm

Panel mounting B3S

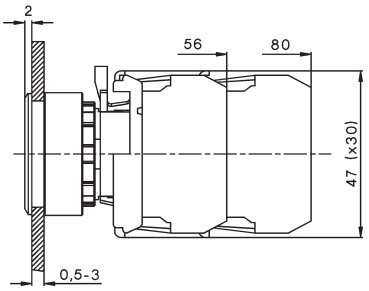

Mounting holes

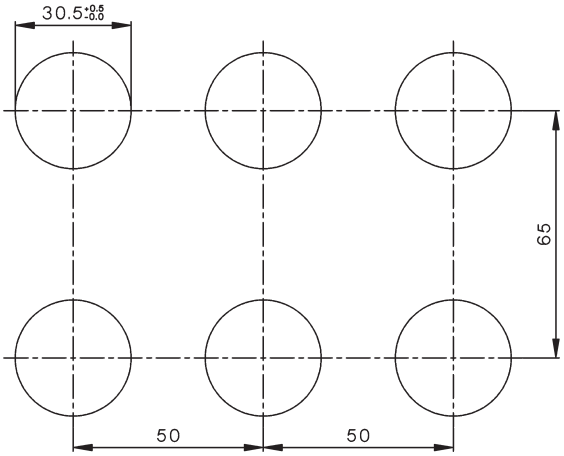

Actuators and Lens caps

Flush Head
Illuminated Flush Head

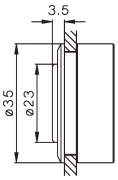

B5D(R), B5DL(R)
BS5D(R), BS5DL(R)

Mushroom Head Ø28mm
Emergency Stop Ø28mm

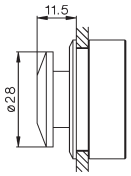

B5P1 to B5P3
BS5P1 to BS5P3

Mushroom Head Ø40mm
Emergency Stop Ø40mm

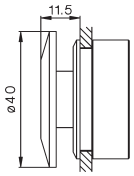

B5P14, B5P34
BS5P14, BS5P34

Lens Cap

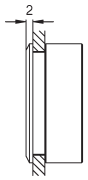

B5RF

Toggle

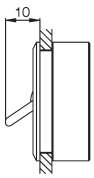

B5E
BS5E

Rotary Knob

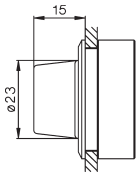

B5KN, B5KL
BS5KN, BS5KL

Swing Knob

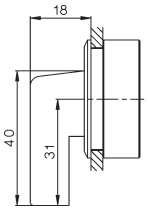

B5KRL, B5KRN
BS5KRL, BS5KRN

Lockable Push button

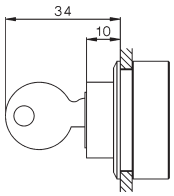

B5SAR., B5SAT.
BS5SAR., BS5SAT.

Label holder

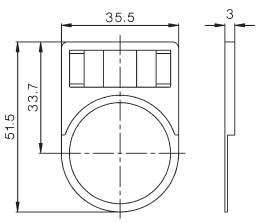

P761

Legend plate

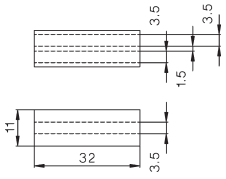

BK5-...

Protectiv cover

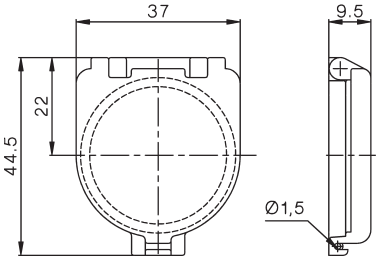

B5-SAP

Dimensions

Enclosures for Custom Built Stations

Three conduit entries (knockouts), each on top, left and right side, Ø20,5mm (M20 or PG13,5)

BG1

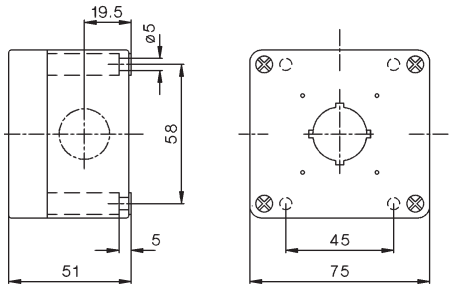

BG2

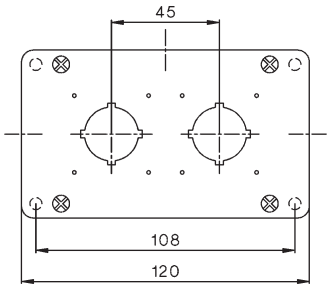

BG3

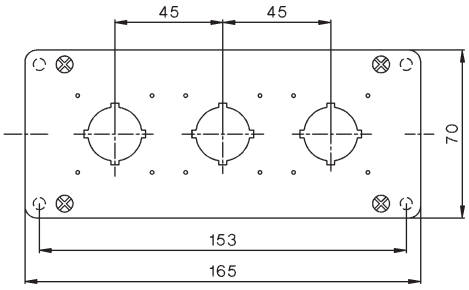

Conduit entries in the bottom
(knockouts)

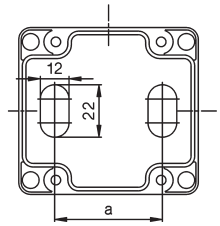

Number of units	Dimension a
1	45
2	90
3	135

Coupled Enclosures
B4-8852

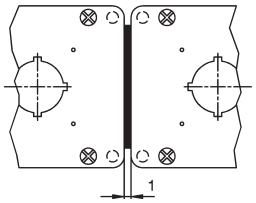

Hanging Station
B4-9149

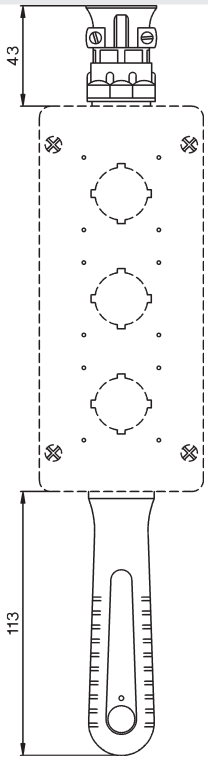

EMERGENCY STOP Push Button Ø70 mm, Foot switch
BG10P34P, BG10P14P

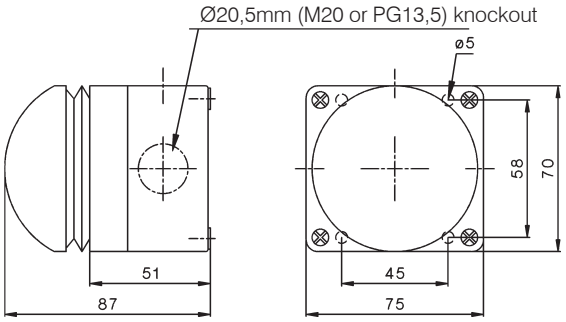

Dimensions

Actuators 22mm

Base mounting

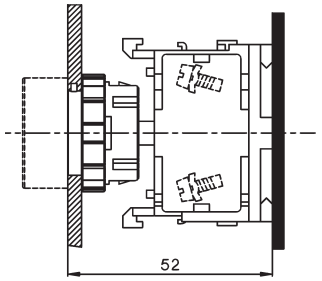

DIN-rail mounting

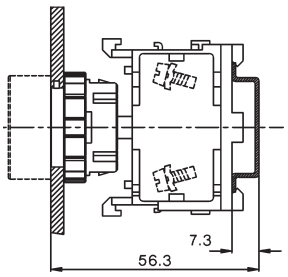

Contact blocks and Lamp Holders B4.U...

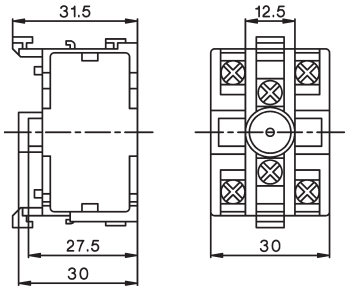

Base B4U

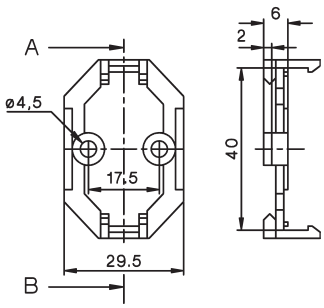

Push buttons for enclosures

B2G..-22

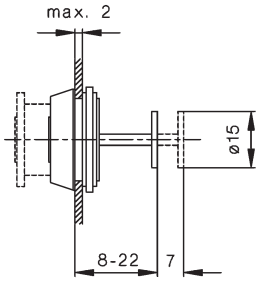

B2GRB B2GR B2G0 B2GI B2GP

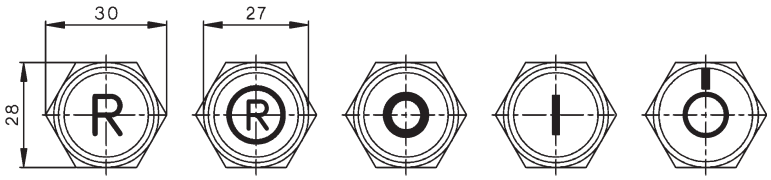

B2G..-60

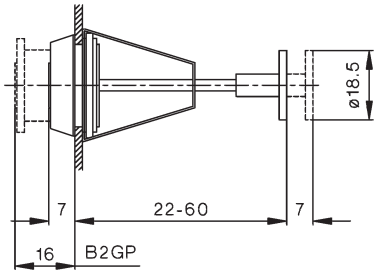

B3G..-31,5

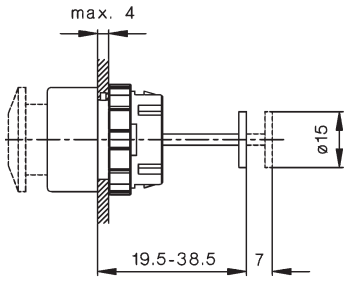

B3GRB B3GR B3G0 B3GI B3GP



B3G..-60

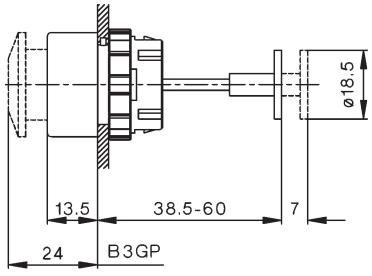



IMO

IMO Precision Controls Ltd
1000 North Circular Road
Staples Corner
London NW2 7JP

Tel: +44 (0)20 8452 6444
Fax: +44 (0)20 8450 2274

Web: www.imopc.com
Email: imo@imopc.com