
PANEL
MACHINE
PROCESS
SAFETY
IMO JAGUAR
DRIVES
PCB EMECH
IMO
The World's Finest

Crystal clear vision

37
years service to industry

- IMO Precision Controls Limited founded — 1971
- Industrial Controls Division formed — 1972
- Electronics Division formed — 1980
- Jaguar Drives Division formed — 1984
- IMO becomes a primary product source — 1991
- ISO 9002 awarded — 1994
- A fresh approach initiative launched — 1997
- IMOnline e-business website launched — 1999
- European Distribution Network implemented — 2001
- IMO Italy established — 2001
- IMO Germany & IMO France established — 2003
- IMO acquires HMI business — 2003
- IMO acquires Jeambrun Automation SAS — 2004
- IMO opens its first North American warehouse facility — 2005
- Din Rail Terminals gain ATEX approval — 2006
- New Process Controller launched — 2007

Multi faceted strengths

IMO Precision Controls

founded in 1971 represents a major force in the field of Industrial Automation and Electronic components. A 100% privately owned British company and an established global player, we compete at the highest level, delivering the most comprehensive and competitively priced products in the market.

Today, IMO is focused on providing Industrial Automation, Motion Control and Electronic components which, combined with superior service, offers customers significant competitive advantage.

The IMO brand is recognised for its quality, reliability and cost-efficiency in an ever-increasing number of markets, worldwide. Thanks to its Italian, French, German and Canadian subsidiaries and a comprehensive distribution network, IMO is able to satisfy the demands of over 150 countries, ensuring that IMO products are available wherever and whenever customers want them.

From a single product to complete application solutions, the IMO Automation and Controls range fully addresses the sense, control and switch demands of today's factory automation and control environment. In terms of choice, the IMO line-up has no peer, offering everything to meet the needs of today's OEMs, panel builders and end users.



The first company in Europe to do so, IMO gives a three year warranty on the majority of its electronics based control components and a five year warranty on its market leading range of Jaguar drives.

Forces Multi-facettes

Fondée en 1971, IMO Precision Controls représente une force majeure dans le domaine de l'Automatisme Industriel et des composants Electroniques. Société Anglaise a actionnaire unique et acteur principal sur le marché, nous nous battons au plus haut niveau pour vous apporter la gamme de produits la plus complète au meilleur prix.

IMO Precision Controls, première société européenne à proposer une garantie de 3 ans sur la plupart de nos produits électroniques de control et 5 ans de garantie sur les variateurs Jaguar, fer de lance de notre gamme de produits.

Competencia multi-sectorial

Fundada en 1971, IMO Precision Controls representa una fuerza principal en el campo del automatización industrial y componentes electrónicos. Una compañía 100 % privada y británica, competimos a los niveles más altos, entregando en el mercado los productos más completos y de precios competitivos.

IMO Precision Controls es la primera compañía en Europa que ofrece una garantía de tres años en la mayoría de sus componentes electronicos de control y una garantia de cinco años en la serie de variadores Jaguar con los quales domina el mercado.

Competenza multi-settoriale

IMO Precision Controls, fondata nel 1971 rappresenta una forza nel campo dell'Automazione Industriale e dei copmonenti elettronici. Una compagnia al 100% privata e Britannica, e protagonista affermato nel mercato mondiale, competiamo ai piu alti livelli offrendo i prodotti piu completi e dai prezzi altamente competitivi.

IMO Precision Controls é la prima compagnia in Europa a offrire 3 anni di garanzia sulla maggior parte dei suoi componenti elettronici di controllo e cinque anni di garanzia sulla vasta gamma di convertitori di frequemza Jaguar con i quali domina il mercato.

Faceted vielkräfte

IMO Precision Controls, gegründet 1971, vertritt eine Hauptkraft im Feld der Industrie automation und Elektronischen Bestandteile. Ein Britischer gesellschaft die 100 % in Privatbesitz, und ein feststehender globaler Spieler, wir können uns am höchsten Niveau bewerben, das die umfassendsten und konkurrenzfähig bewerteten Produkte auf dem Markt liefert.

Die erste Gesellschaft in Europa, um so zu tun, gibt IMO Precision Controls eine Garantie des drei Jahres auf der Mehrheit seiner elektronischen beruhenden Kontrollbestandteile und einer Garantie des fünf Jahres auf seinem Markt, der Reihe von Jaguar-Antrieben führt.



IMO Electronics is at the leading edge of electro-mechanical PCB component technology, with ranges of highly specified relays, PCB terminal blocks, switches and LED's designed to meet the most demanding applications, including its revolutionary Chip-on-Board technology.

The company offers markets such as security, instrumentation, automotive and communications one of the most competitive, high quality and comprehensive electro-mechanical component packages available. Supported by sophisticated IT systems and infrastructure, the Electronics Division at IMO is perfectly positioned to meet all vendor and administration reduction requirements.

All products are manufactured to IMO's defined specification applying rigorous quality assurance and reliability standards, while being built to comply with all relevant international approvals.

Three fully equipped in-house laboratories enable IMO to develop and rigorously test new products and allow the company to work directly with the customer to meet all application requirements.

A custom designed computer system offers bar-coding, EDI, JIT, KANBAN and e-business solutions plus much more to reduce customer costs and meet long term objectives of minimum purchasing administration.

IMO's fully automated European and North American Logistic Centres are packed with some of the world's best-engineered components to support companies' business requirements. While it's dedicated internal and external teams of engineers are available to give in-depth technical advice. The company's in-house training facilities ensure that customers receive the best possible support for IMO products.



Diamond service

- **Next day delivery on stock items ordered on-line by 3.00pm**
- **Over 15,000 product lines available**
- **Din rail assembly**
- **Web site ordering**
- **Worldwide distribution**
- **UK distribution network**
- **Training facilities**
- **Technical Support Centre**
- **Free Product Programming Software**

PANEL

- Cam Switches
- Din Terminals
- Drives
- Enclosures
- Fieldbus remote I/O
- Isolators & Switch Fuses
- MCB & RCD
- Motor Circuit Breakers
- Motor Control Gear
- Panel Meters
- Relays
- Signal Conditioning
- Sockets
- Timers
- Transformers & Power Supplies

MACHINE

- Drives
- Intelligent Terminals/HMI
- Limit Switches
- Photoelectric Switches
- PLCs
- Proximity Switches
- Temperature Controls

PROCESS

- Data Acquisition & Control
- Drives
- Intelligent Terminals/HMI
- Limit Switches
- Photoelectric Switches
- Proximity Switches
- PLCs
- Signal Conditioning
- Temperature Controls

SAFETY

- Lightguards
- Safety Limit Switches
- Safety Relays

IMO JAGUAR DRIVES

- Jaguar VXM 0.37-500kW
- Jaguar VXSM 0.37-7.5kW
- Jaguar CUB 0.37-2.2kW

PCB EMECH

- Audible devices
- Chip-on-Board
- Device programmers
- LEDs & 7 seg. displays
- PCB Terminal blocks
- Relays - automotive
- Relays - power
- Relays - signal
- Switches

All IMO products are tried, tested and approved to relevant international quality standards

nqa. ISO 9001 Registered — UKAS QUALITY MANAGEMENT 015

3 YEAR GUARANTEE

5 YEAR GUARANTEE

IMO has a policy of continuous improvement and therefore specifications may change without notice

IMO online...

Continually updated, our comprehensive web site is packed with information on evey single IMO product.

Download datasheets and the latest software.

Order online before 3.00pm for next day delivery of stock items

www.imopc.com



...or on your doorstep.

A carefully selected range of our most popular control components including...

pushbuttons, contact blocks, indicators, contactors, overloads, starters, isolators, switches, enclosures, DIN rail terminals and relays...

are available individually packaged and reasonably priced, off the peg from your local trade outlet.



New products



NEW

Jaguar VXR inverters p9



NEW

Double push buttons 22.5mm p19



NEW

Motor circuit breakers C4 p21



NEW

Relay socket SRSI p30



NEW

i³Touch controller p34



NEW

iCon signal conditioning p38



The IMO Resources CD containing full product data, user/training manuals and configuration/programming software can be found on the inside back cover



NEW

Miniature circuit breakers p22



NEW

DIN rail power supplies p25



NEW

Solid state relays p52



NEW

DIN rail assembly

Contents

AC variable speed drives	7
Switch fuses and isolators	13
Contactors and overloads	15
Enclosed starters	18
Push buttons and pilot lights	19
Cam switches	20
Circuit breakers	21
DIN rail terminals	23
DIN rail power supplies	25
Transformers	26
Timers	27
Industrial relays and sockets	29
Enclosures	31
Intelligent relays	32
Process controllers	33
HMI (Human Machine Interfaces)	35
PLCs	37
Signal conditioners	38
Temperature controllers	39
Photoelectric switches	40
Proximity switches	41
Limit switches	43
Safety limit switches	44
Safety relays	45
IMO PCB Emech	46
PCB relays	47
PCB terminal blocks	53

Jaguar

ac variable speed drives for industry

0.37-500kW (0.5-670HP)

The product of twenty five years continuous innovation, IMO Jaguar AC variable speed drives remain at the forefront of frequency inverter technology.

Just as important, with all this experience behind us, our engineers have the edge in application expertise and sheer drive know-how to help, without hassle, customers achieve their optimum solution. And boasting the largest stock of AC drives in the country, backed as always by our unique five year guarantee, you'll be confident we'll deliver.

IMO Jaguar. The technology. The support. The drive.



We put more in, so you get more out...

- Better diagnostics - easy programme in many languages
- Faster CPUs, opto-isolation, multi-layer PCBs, short circuit protected
- Quicker response to dynamic load changes
- Improved low-speed performance
- Latest generation IGBTs
- More application options
- Robust self-monitoring power supplies and gate drives with soft switching
- Fast acting power semi-conductor protection
- Service due /LIFE time output
- Long life fans
- More efficient thermal management
- Connection to the latest industrial fieldbus systems
- PC based set-up software

plus, coming soon...

Jaguar VXG

New features

- Extended range - now up to 710kW
- Dual rated from 5.5kW, Triple rated from 90kW
- Super Quiet motor operation
- Integrated RFI / EMC filter as standard
- Safety Enable input as standard
- Total Enclosed Kit option up to 22/30kW
- Integral Braking up to 22kW
- Longer Life design - 10 years at full load

- Best performance worldwide
  - Zero speed holding torque OPEN LOOP
  - 200% starting torque at 0.3Hz
  - Smoothest rotation, lowest vibration
  - High response energy saving mode
- Enhanced features
  - Positioning control
  - Logic Control, replace plc functions
  - Servo Lock function for position hold
  - PC connection by USB port
  - Customer configurable Quick Start menu

Full technical data and ordering information can be found on the enclosed CD or on line at www.imopc.com
To speak to a product specialist call 0044 (0)208 452 6444

Jaguar CUB
micro inverters

1Ø: 0.37-2.2kW (0.5-3HP)
3Ø: 0.37-4.0kW (0.5-5HP)

- 1 phase to 2.2kW (3HP), 3 phase to 4kW (5HP)
- Easy to replace old Jaguar Cub products
- Integral EMC filter variants
- Higher performance with STV control
- Revolutionary diagnostics
- Active phase loss protection
- Flexibile: sink/source logic select, programmable I/O, integral brake chopper
- CE marked, UL and cUL approved

Options

- RS485 / Modbus RTU communications
- Remote display / parameter copy unit
- EMC Filter options





CUB micro inverters. IP20

Nominal power kW	Nominal power HP	Nominal input voltage	Rated output current (Amps)	Type
0.4	0.5	200-240v 1ph 50-60Hz	3	CUB3A-1
0.75	1	200-240v 1ph 50-60Hz	5	CUB5A-1
1.5	2	200-240v 1ph 50-60Hz	8	CUB8A-1
2.2	3	200-240v 1ph 50-60Hz	11	CUB11A-1
0.4	0.5	380-480v 3ph 50-60Hz	1.5	CUB1A5-4
0.75	1	380-480v 3ph 50-60Hz	2.5	CUB2A5-4
1.5	2	380-480v 3ph 50-60Hz	3.7	CUB3A7-4
2.2	3	380-480v 3ph 50-60Hz	5.5	CUB5A5-4
4	5.5	380-480v 3ph 50-60Hz	9	CUB9A-4
0.4	0.5	200-240v 3ph 50-60Hz	3	CUB3A-2
0.75	1	200-240v 3ph 50-60Hz	5	CUB5A-2
1.5	2	200-240v 3ph 50-60Hz	8	CUB8A-2
2.2	3	200-240v 3ph 50-60Hz	11	CUB11A-2
4	5.5	200-240v 3ph 50-60Hz	17	CUB17A-2

CUB micro inverters with built in EMC Filter. IP20

Nominal power kW	Nominal power HP	Nominal input voltage	Rated output current (Amps)	Type
0.4	0.5	200-240v 1ph 50-60Hz	3	CUB3A-1E
0.75	1	200-240v 1ph 50-60Hz	5	CUB5A-1E
1.5	2	200-240v 1ph 50-60Hz	8	CUB8A-1E
2.2	3	200-240v 1ph 50-60Hz	11	CUB11A-1E
0.4	0.5	380-480v 3ph 50-60Hz	1.5	CUB1A5-4E
0.75	1	380-480v 3ph 50-60Hz	2.5	CUB2A5-4E
1.5	2	380-480v 3ph 50-60Hz	3.7	CUB3A7-4E
2.2	3	380-480v 3ph 50-60Hz	5.5	CUB5A5-4E
4	5.5	380-480v 3ph 50-60Hz	9	CUB9A-4E
0.4	0.5	200-240v 3ph 50-60Hz	3	CUB3A-2E
0.75	1	200-240v 3ph 50-60Hz	5	CUB5A-2E
1.5	2	200-240v 3ph 50-60Hz	8	CUB8A-2E
2.2	3	200-240v 3ph 50-60Hz	11	CUB11A-2E
4	5.5	200-240v 3ph 50-60Hz	17	CUB17A-2E

Full technical data and ordering information can be found on the enclosed CD or on line at www.imopc.com
To speak to a product specialist call 0044 (0)208 452 6444

Jaguar VXR

the mechanical handling solution

1Ø 230V: 0.37-2.2kW (0.5-3HP)
3Ø 230V or 400V: 0.37-15kW (0.5-20HP)

Wide range: 0.37kW to 15kW ratings in 5 frame sizes in 200V series single and three-phase input, also 380-480V series three phase input units, all with integrated braking

- Class leading CPU
- Removeable keypad with LAN cable supplied as standard
- Optional multi-function LCD keypad*
- Maintenance information including early warning
- Supplied with one RS485 port -a second can be added as an option
- Suitable for a wide range of applications including dosing pumps, conveyors, Chairlifts, mixers, shrinkwrappers, palletisers, food processing, indexing...





VXR micro inverters. IP20

Nominal power kW	Nominal power HP	Nominal input voltage	Rated output current (Amps)	Type
0.4	0.5	200-240v 1ph 50-60Hz	3	VXR3A-1
0.75	1	200-240v 1ph 50-60Hz	5	VXR5A-1
1.5	2	200-240v 1ph 50-60Hz	8	VXR8A-1
2.2	3	200-240v 1ph 50-60Hz	11	VXR11A-1
0.4	0.5	380-480v 3ph 50-60Hz	1.5	VXR1A5-4
0.75	1	380-480v 3ph 50-60Hz	2.5	VXR2A5-4
1.5	2	380-480v 3ph 50-60Hz	3.7	VXR3A7-4
2.2	3	380-480v 3ph 50-60Hz	5.5	VXR5A5-4
4	5.5	380-480v 3ph 50-60Hz	9	VXR9A-4
5.5	7.5	380-480v 3ph 50-60Hz	13	VXR13A-4
7.5	10	380-480v 3ph 50-60Hz	18	VXR18A-4
11	15	380-480v 3ph 50-60Hz	24	VXR24A-4
15	20	380-480v 3ph 50-60Hz	30	VXR30A-4

VXR micro inverters with built in EMC Filter. IP20

Nominal power kW	Nominal power HP	Nominal input voltage	Rated output current (Amps)	Type
0.4	0.5	00-240v 1ph 50-60Hz	3	VXR3A-1E
0.75	1	200-240v 1ph 50-60Hz	5	VXR5A-1E
1.5	2	200-240v 1ph 50-60Hz	8	VXR8A-1E
2.2	3	200-240v 1ph 50-60Hz	11	VXR11A-1E
0.4	0.5	380-480v 3ph 50-60Hz	1.5	VXR1A5-4E
0.75	1	380-480v 3ph 50-60Hz	2.5	VXR2A5-4E
1.5	2	380-480v 3ph 50-60Hz	3.7	VXR3A7-4E
2.2	3	380-480v 3ph 50-60Hz	5.5	VXR5A5-4E
4	5.5	380-480v 3ph 50-60Hz	9	VXR9A-4E
5.5	7.5	380-480v 3ph 50-60Hz	13	VXR13A-4E*
7.5	10	380-480v 3ph 50-60Hz	18	VXR18A-4E*
11	15	380-480v 3ph 50-60Hz	24	VXR24A-4E*
15	20	380-480v 3ph 50-60Hz	30	VXR30A-4E*

* EMC filters are footprint type (external mounting)

Full technical data and ordering information can be found on the enclosed CD or on line at www.imopc.com
To speak to a product specialist call 0044 (0)208 452 6444

Jaguar VXM

high performance drives

3Ø: 0.37-500kW (0.5-670HP)

High Performance: starting torque up from 150% to 200% open loop at 0.5Hz. Bi-polar input. Torque control. PID control. Closed Loop (EFC), 1200:1 speed range, fast torque response (40Hz), 100% holding torque at zero speed, 0.02% speedholding

- Fully rated ▮ Dual rating
- Remoteable dual display
- RS485/Modbus RTU port standard - supports most popular fieldbuses
- Free Windows-based software
- Maintenance information including early warning
- Automatic energy saving mode
- Dynamic torque-vector control
- EMC friendly soft switching technology
- Advanced features - see product data for details





VXM Torque Vector Inverters. IP40/IP00

Nominal power LD kW	Nominal power LD HP	Nominal power HD kW	Nominal power HD HP	Nominal input voltage	Rated output current (A) LD	Rated output current (A) HD	Type
0.4	0.55	0.4	0.55	380-480v 3ph 50-60Hz	N/A	1.5	VXM40
0.75	1	0.75	1	380-480v 3ph 50-60Hz	N/A	2.5	VXM75
1.5	2	1.5	2	380-480v 3ph 50-60Hz	N/A	3.7	VXM150
2.2	3	2.2	3	380-480v 3ph 50-60Hz	N/A	5.5	VXM220
4	5.5	4	5.5	380-480v 3ph 50-60Hz	N/A	9	VXM400
7.5	10	5.5	7.5	380-480v 3ph 50-60Hz	16.5	13	VXM550
11	15	7.5	10	380-480v 3ph 50-60Hz	23	18	VXM750
15	20	11	15	380-480v 3ph 50-60Hz	30	24	VXM1100
18.5	25	15	20	380-480v 3ph 50-60Hz	37	30	VXM1500
22	30	18.5	25	380-480v 3ph 50-60Hz	44	39	VXM1850
-	-	22	30	380-480v 3ph 50-60Hz	N/A	45	VXM2200
30	40	-	-	380-480v 3ph 50-60Hz	60	N/A	VXM30KP
37	50	30	40	380-480v 3ph 50-60Hz	75	60	VXM30K
45	60	37	50	380-480v 3ph 50-60Hz	91	75	VXM37K
55	75	45	60	380-480v 3ph 50-60Hz	112	91	VXM45K
75	100	55	75	380-480v 3ph 50-60Hz	150	112	VXM55K
90	125	75	100	380-480v 3ph 50-60Hz	176	150	VXM75K
110	150	90	125	380-480v 3ph 50-60Hz	210	176	VXM90K
132	180	110	150	380-480v 3ph 50-60Hz	253	210	VXM110K
160	218	132	180	380-480v 3ph 50-60Hz	304	253	VXM132K
200	270	160	218	380-480v 3ph 50-60Hz	377	304	VXM160K
220	300	200	270	380-480v 3ph 50-60Hz	415	377	VXM200K
280	380	220	300	380-480v 3ph 50-60Hz	520	415	VXM220K
315	425	280	380	380-480v 3ph 50-60Hz	585	520	VXM280K
355	480	315	425	380-480v 3ph 50-60Hz	650	585	VXM315K
400	530	355	480	380-480v 3ph 50-60Hz	740	650	VXM355K
500	670	400	530	380-480v 3ph 50-60Hz	840	740	VXM400K

Full technical data and ordering information can be found on the enclosed CD or on line at www.imopc.com
To speak to a product specialist call 0044 (0)208 452 6444

Jaguar LFT

the new benchmark for lifts

3Ø: 400V/5.5-22kW (7.5-30HP)

- Very high overload capability: 200% of rated current for 10 seconds
- Rated for a very heavy duty: 80% ED at 45 °C ambient temperature
- Fast current response, obtaining a low torque ripple and very good rollback correction without using load cell
- Speed accuracy of ±0.01 %
- Safety input: digital input to enable-disable the IGBT devices of the inverter output stage. Only one output contactor can be used!
- Pole-tuning of permanent magnet synchronous motor can be performed without moving the motor (without opening the brake). This means that this procedure can be done without removing the load from the motor
- 1 RS485 port as standard, with ModBus RTU and DCP 3 protocols
- CAN hardware is integrated which allows CAN Open communication
- Brake control function
- Main contactors control function
- 3 speed loop PI gains sets: one for zero speed, one for low speed and one for high speed
- Very simple rescue operation (using battery / UPS)
- Powerful ramp generator (10 different linear ramps and 10 different S curves)
- Short floor operation
- Direct-to-floor operation (operation without creep speed)
- Anticipated door opening
- Speed error detection
- Auto-reset function
- The cooling fan can be programmed to be automatically disconnected when the inverter is cold, thus increasing the life of the fan and avoiding excessive acoustic noise when the inverter is not operating
- 16 kHz switching frequency (non audible motor noise)

Battery rescue

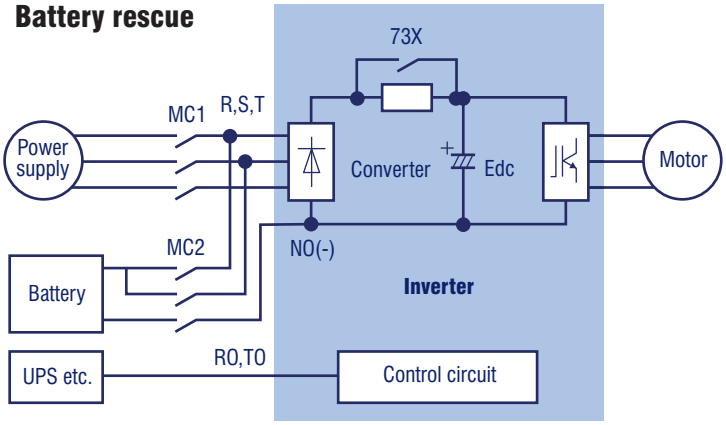

Optional multi-function keypad



LFT inverters for lift applications

Nominal power kW	Nominal power HP	Nominal input voltage	Rated output current (Amps)	Type
5.5	7.5	380-480v 3ph 50-60Hz	13.5	LFT13A5
7.5	10	380-480v 3ph 50-60Hz	18.5	LFT18A5
11	15	380-480v 3ph 50-60Hz	24.5	LFT24A5
15	20	380-480v 3ph 50-60Hz	32	LFT32A5
18.5	25	380-480v 3ph 50-60Hz	39	LFT39A5
22	30	380-480v 3ph 50-60Hz	45	LFT45A5

Full technical data and ordering information can be found on the enclosed CD or on line at www.imopc.com
To speak to a product specialist call 0044 (0)208 452 6444

iDrive

low cost general purpose micro inverters

1Ø 110V: 0.2-0.75kW (0.25-1HP). 1Ø 230V: 0.2-2.2kW (0.25-3HP)
3Ø 230V: 0.2-2.2kW (0.25-3HP). 3Ø 400V: 0.75-2.2kW (1-3HP).



Lots of useful features…

- IP20 and IP65/NEMA4 models
- CE, UL and cUL approvals
- Integrated EMC filter
- Basic & Advanced set-up parameters
- DIN rail mounting (IP20 models only)
- V/F and sensorless vector operating modes
- 8 preset frequencies
- PID control, with 'sleep' operation
- DC braking ▮ PNP or NPN operation
- Remote keypad option
- PC and PDA set-up / test software
- Multi-function & RS232 and 485 options

…and IP65/NEMA4 models too!*

- Fascia mounted speed setting potentiometer
- Fascia mounted 'FWD-OFF-REV' selector switch (both items can be disconnected)
- Fascia mounted mains switch/isolator

*Special order



iDrive micro inverters with built in EMC Filter. IP20

Nominal power kW	Nominal power HP	Nominal input voltage	Rated output current (Amps)	Type
0.2	0.25	100-120v 1ph 50-60Hz	1.7	EDX-020-11-E*
0.4	0.5	100-120v 1ph 50-60Hz	3.1	EDX-040-11-E*
0.75	1	100-120v 1ph 50-60Hz	4.2	EDX-075-11-E*
0.2	0.25	200-240v 1ph 50-60Hz	1.7	EDX-020-21-E
0.4	0.5	200-240v 1ph 50-60Hz	3.1	EDX-040-21-E
0.75	1	200-240v 1ph 50-60Hz	4.2	EDX-075-21-E
1.5	2	200-240v 1ph 50-60Hz	7.5	EDX-150-21-E
2.2	3	200-240v 1ph 50-60Hz	10.5	EDX-220-21-E
0.2	0.25	200-240v 3ph 50-60Hz	1.7	EDX-020-23-E*
0.4	0.5	200-240v 3ph 50-60Hz	3.1	EDX-040-23-E*
0.75	1	200-240v 3ph 50-60Hz	4.2	EDX-075-23-E*
1.5	2	200-240v 3ph 50-60Hz	7.5	EDX-150-23-E*
2.2	3	200-240v 3ph 50-60Hz	10.5	EDX-220-23-E*
0.75	1	380-480v 3ph 50-60Hz	2.3	EDX-075-43-E
1.5	2	380-480v 3ph 50-60Hz	3.8	EDX-150-43-E
2.2	3	380-480v 3ph 50-60Hz	5.2	EDX-220-43-E

*Special order

iDrive micro inverters with built in EMC Filter. IP65

Nominal power kW	Nominal power HP	Nominal input voltage	Rated output current (Amps)	Isolator	Type
0.4	0.5	200-240v 1ph 50-60Hz	3.1	Yes	EDX-040-21-E-N4S*
0.75	1	200-240v 1ph 50-60Hz	4.2	Yes	EDX-075-21-E-N4S*
1.5	2	200-240v 1ph 50-60Hz	7.5	Yes	EDX-150-21-E-N4S*
2.2	3	200-240v 1ph 50-60Hz	10.5	Yes	EDX-220-21-E-N4S*
0.75	1	200-240v 1ph 50-60Hz	4.2	No	EDX-075-21-E-N4*
1.5	2	200-240v 1ph 50-60Hz	7.5	No	EDX-150-21-E-N4*
2.2	3	200-240v 1ph 50-60Hz	10.5	No	EDX-220-21-E-N4*
0.75	1	380-480v 3ph 50-60Hz	2.3	Yes	EDX-075-43-E-N4S*
1.5	2	380-480v 3ph 50-60Hz	3.8	Yes	EDX-150-43-E-N4S*
2.2	3	380-480v 3ph 50-60Hz	5.2	Yes	EDX-220-43-E-N4S*
0.75	1	380-480v 3ph 50-60Hz	2.3	No	EDX-075-43-E-N4*
1.5	2	380-480v 3ph 50-60Hz	3.8	No	EDX-150-43-E-N4*
2.2	3	380-480v 3ph 50-60Hz	5.2	No	EDX-220-43-E-N4*

*Special order

Full technical data and ordering information can be found on the enclosed CD or on line at www.imopc.com
To speak to a product specialist call 0044 (0)208 452 6444

Switch fuses and isolators

- On load fuse switches and Isolators
- 3 and 4 pole versions to 800 Amps
- Door interlocked handles
  - Rotary and Pistol
  - Defeatable
  - 3 Padlocking positions
- Shaft extensions from 120mm to 500mm
- Auxilliary contacts - various options
- Terminal shrouds - various options
- Full range of neutral terminals



Switch fuses

CF series

3 pole **4 pole**	CF793032 CF794032
Rating AC21-400V A AC22-400V A AC23-400V A	32 32 32
BS88 fuse size	**A1**

SF series

3 pole **4 pole**	SF793032 SF794032	SF7903063 SF794063	SF793100 SF794100	SF793160 SF794160	SF793200 SF794200	SF793250 SF794250	SF793315 SF794315	SF793400 SF794400	SF93630 SF794630	SF793800 SF794800
Rating AC21-400V A	32	63	100	160	200	250	315	400	630	800
AC22-400V A	32	63	100	160	200	250	315	400	630	800
AC23-400V A	32	63	100	160	200	250	315	400	630	800
BS88 fuse size	**A1**	**A2-A3**	**A4**	**A4**	**B1-B2**	**B1-B3**	**B1-B3**	**B1-B4**	**C1-C2**	**C1-C2**

Full technical data and ordering information can be found on the enclosed CD or on line at www.imopc.com
To speak to a product specialist call 0044 (0)208 452 6444

Isolators

CM series

3 poles	CM793063	CM793080	CM793100	CM793125	CM793125X	CM793160	CM793200
4 poles	CM794063	CM794080	CM794100	CM794125	CM794125X	CM794160	CM794200
Rating AC21-400V A	63	80	100	125	125	160	200
AC22-400V A	63	80	100	125	125	160	200
AC23-400V A	63	63	63	63	125	160	200

MS series

3 poles	MS793125	MS793160	MS793200	MS793250	MS793315	MS793400	MS793630
4 poles	MS794125	MS794160	MS794200	MS794250	MS794315	MS794400	MS794630
Rating AC21-400V A	125	160	200	250	315	400	630
AC22-400V A	125	160	200	250	315	400	630
AC23-400V A	125	160	200	250	315	400	630

69 series

- 3 and 4 pole
- On load 20Amps to 80Amps
- Door interlocked handles
- Red/Yellow and Black, 64 x 64mm, 45 x 45mm
- 3 Padlocking positions
- IP65
- DIN or chassis mounted
- Light weight extension shafts 100 - 400mm
- Side mounted auxilliary contacts 1N/O + 1N/C
- Solid neutral
- Yellow plate - main switch



69 enclosed series

- 3 and 4 pole
- On load 20Amps to 80Amps
- Interlocked enclosure lid
- Red/Yellow enclosure
- 3 Padlocking positions
- IP65 enclosure
- Side mounted auxilliary contacts 1N/O + 1N/C



69 series

3 poles	LB69-3020	LB69-3025	LB69-3032	LB69-3040	LB69-3063	LB69-3080
4 poles	LB69-4020	LB69-4025	LB69-4032	LB69-4040	LB69-4063	LB69-4080
Rating AC21-400V A	20	25	32	40	63	80
kW-400V A	5,5	7,5	11	15	18,5	22

69 enclosed series

3 poles	PE69-3020	PE69-3025	PE69-3032	PE69-3040	PE69-3063	PE69-3080
4 poles	PE69-4020	PE69-4025	PE69-4032	PE69-4040	PE69-4063	PE69-4080
Rating AC21-400V A	20	25	32	40	63	80
kW-400V A	5,5	7,5	11	15	18,5	22

Full technical data and ordering information can be found on the enclosed CD or on line at www.imopc.com
To speak to a product specialist call 0044 (0)208 452 6444

Contactors 4-400kW

compact contactors from IMO

Features include:

- IEC/EN 60947-4-1
- 6060
-
- Din-rail mounting right up to 74A AC3
- Compact - only 45mm wide up to 40A AC3
- Large terminations:
  6mm² MC10 - MC22
  25mm² MC24 - MC40
  50mm² MC50 - MC74



actual size

Designed for greater flexibility at both design and production stage, this versatile range has been engineered to meet the evolving needs of interface with electronic circuits



MR07-S-40	MB09-S-10	MB12-S-10
4 pole relay	Mini contactor 3 pole + aux	Mini contactor 3 pole + aux
Main contacts AC3 A, 380/400V kW, 16A AC1	Main contacts AC3 A, 380/400V kW, 9A 4kW	Main contacts AC3 A, 380/400V kW, 12A 5.5kW



MC10-S-10	MC14-S-10	MC18-S-10	MC22-S-10
3 pole + aux	3 pole + aux.	3 pole + aux.	3 pole + aux.
Main contacts AC3 A, 380/400V kW, 10A 4kW	Main contacts AC3 A, 380/400V kW, 14A 5.5kW	Main contacts AC3 A, 380/400V kW, 18A 7.5kW	Main contacts AC3 A, 380/400V kW, 22A 11kW

Full technical data and ordering information can be found on the enclosed CD or on line at www.imopc.com
To speak to a product specialist call 0044 (0)208 452 6444

- Increased operational currents AC1 + AC3
- Resistant to very high ambient temperatures (90ºC) and humidity
- Made from halogen and CFC-free plastics
- Single auxiliary contacts colour coded for easy identification
- 4 main pole versions available
- Capacitor switching versions
- AC and DC coil versions

Standard coil voltages

24VAC 50/60Hz
110VAC 55/60Hz
220-240VAC 50Hz
380-415VAC 50Hz
24VDC









MC24-S-00	MC32-S-00	MC40-S-00
3 pole	3 pole	3 pole
Main contacts AC3 A, 380/400V kW, 24A 11kW	Main contacts AC3 A, 380/400V kW, 32A 15kW	Main contacts AC3 A, 380/400V kW, 40A 18.5kW

MC50-S-00	MC62-S-00	MC74-S-00
3 pole	3 pole	3 pole
Main contacts AC3 A, 380/400V kW, 50A 22kW	Main contacts AC3 A, 380/400V kW, 62A 30kW	Main contacts AC3 A, 380/400V kW, 74A 37kW

Full technical data and ordering information can be found on the enclosed CD or on line at www.imopc.com
To speak to a product specialist call 0044 (0)208 452 6444

Overloads and accessories

Thermal overload relays

Model	Description	Current ranges	Associated contactors
MCOR-1	Separate trip/alarm Contact hand reset	0,18A to 32A	MC10 to MC32
MCOR-2	Auto/hand reset	10A to 42A	MC24, MC40
MCOR-3	Auto/hand reset	20A to 74A	MC50, MC74
U85	Hand reset	60A to 120A	K85, K110
U205	Hand reset	100A to 210A	K3-150 to K3-315
U840	Hand reset	200A to 840A	K3-450 to K3-860



Contact blocks, timers and interlocks

Model and description	Contact configuration	Associated contactors
MCA auxiliary contact blocks: Single top mount	N/O ou N/C	MC10 to MC74
MCT timers: electronic and pneumatic	Time ranges: 0.3 sec to 600 sec	Electronic MC10, MC74 Pneumatic MC10 to MC22
MC-I mechanical interlock		MC10 to K3-860



Modular heating/lighting contactors

Model	Rated current AC1 400V	Heating power AC1 1Ø 230V	Standard coil voltages	Contact configurations
HC20	20A	4,6kW	24VAC, 230VAC	1 N/O + 1 N/C or 2 N/O
HC25	25A	5,7kW	24VAC, 230VAC	4 N/O or 3 N/O + 1 N/C
HC40	40A	9kW	24VAC, 230VAC	4 N/O or 3 N/O + 1 N/C
HC63	63A	14,3kW	24VAC, 230VAC	4 N/O or 3 N/O + 1 N/C



Full technical data and ordering information can be found on the enclosed CD or on line at www.imopc.com
To speak to a product specialist call 0044 (0)208 452 6444

iStart
enclosed starters



Starters with metal enclosures

- Push button stop/start
- IP55 metal enclosure
- Prewired to accept overload
- Available with optional 3 phase isolator

Options and ordering codes

DOLI	4	230

DOL starter with isolator	**DOLI**
Star delta starter	**SDS**
Star delta starter with isolator	**SDSI**

4 kW 9 Amps AC3 nominal (DOLI only)	**4**
7.5 kW 16 Amps AC3 nominal	**7.5**
15 kW 30 Amps AC3 nominal (SDS, SDSI only)	**15**

220-240V 50 Hz supply voltage	**230**
380-415V 50 Hz supply voltage	**400**

Starters with plastic enclosures

- Push button stop/start
- IP55 metal enclosure
- Prewired to accept overload

Options and ordering codes

P1	M	T	09	230
DOL Starter	M20 x 1.5			

Push button stop/start	**T**
Push button reset	**R**
Hand-, Stop-, Auto, Reset	**W**

7.5 kW, 9Amps AC3 nominal	**09**
7.5 kW, 16Amps AC3 nominal	**16**

220-240V 50Hz supply voltage	**230**
380-415V 50Hz supply voltage	**400**

Specifications

	DOLI 4	DOLI 7.5	SDS 7.5	SDS 15	SDSI 7.5	SDSI 15	P1M_09	P1M_16
Contactor	**MC10-S-10**	**MC18-S-10**					**K2-09A10**	**K2-16A10**
Star delta			**MC-Y 7,5**	**MC-Y 15**	**MC-Y 7,5**	**MC-Y 15**		
Overload	U12/16E	U12/16E	U12/16E	U12/16E	U12/16E	U12/16E	U12/16E	U12/16E
Maximum temperature	40˚C	40˚C	40˚C	40˚C	40˚C	40˚C	40˚C	40˚C
AC 3 nominal : Amps	10	18	18	30	16	30	9	16
kW	4	7,5	7,5	15	7,5	15	4	7,5
HP	6	11	11	20	11	20	6	11
IP nominal	IP55	IP55	IP55	IP55	IP55	IP55	IP65	IP65

Full technical data and ordering information can be found on the enclosed CD or on line at www.imopc.com
To speak to a product specialist call 0044 (0)208 452 6444

Push buttons 22.5mm

a sample of our push buttons, indicators and actuators

- IP65 protection
- Opaque or illuminated
- Metal, black or chrome bezels
- Snap-on contact blocks
- Colour coded contacts
- Pushbutton stations
- International approvals including UL and CSA

Push Buttons


B(S)3D..


Maintained B(S)3DLBR..


Mushroom B(S)3P1..


Maintained B(S)3P2..


B(S)3SAR..


B(S)3KN


B(S)3KRN

Emergency Stop Buttons


B(S)3P34 RT-0


BS3P44 RT


BS3P44S3

Illuminated Push Buttons


B(S)3DL..


Maintained B(S)3DLBR


B(S)3KL

Transparent Lens Caps


B3R.. Fresnal lens


B3RF..

Accessories







Double push buttons 22.5mm



NEW

Pilot lights 22.5mm



LMB Series LED Pilot Lights

- Multi chip LED integrated onto light surface
- IP65
- Single hole fixing 22.5mm
- Bright and colour intensive light distribution
- Temp range -25 to +550C
- cURus, CE approval

Full technical data and ordering information can be found on the enclosed CD or on line at www.imopc.com
To speak to a product specialist call 0044 (0)208 452 6444

Cam switches

with 22.5mm central fixing

- Range of rotary cam switches with a choice of 4 operators
- Key operators permit key removal in all latched positions
- Finger proof screw terminals to IP20 protection
- UL/CSA
- Designed to IEC 60947-3
- Single hole, front panel mounting
- Switch body supplied with legend plate for use with square escutcheon frame actuator



Options

Handle operation
RB2 round bezel



Key operation
RBK2 round bezel



Handle operation
SP2 square escutcheon



Key operation
SPK2 square escutcheon



On / Off

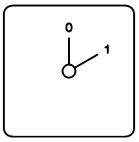

Description	N. Ref
1 Pole	CS20A-A1
2 Poles	CS20A-A2
3 Poles	CS20A-A3
4 Poles	CS20A-A4
6 Poles	CS20A-A6
8 Poles	CS20A-A8

2 position with off

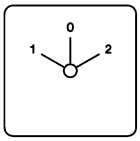

Description	N. Ref
1 Pole	CS20A-U1
2 Poles	CS20A-U2
3 Poles	CS20A-U3
4 Poles	CS20A-U4
6 Poles	CS20A-U6
8 Poles	CS20A-U8

2 position without off

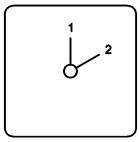

Description	N. Ref
1 Pole	CS20A-W1
2 Poles	CS20A-W2
3 Poles	CS20A-W3
4 Poles	CS20A-W4
6 Poles	CS20A-W6
8 Poles	CS20A-W8

3 position without off

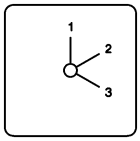

Description	N. Ref
1 Pole	CS20A-ST31
2 Poles	CS20A-ST32
3 Poles	CS20A-ST33
4 Poles	CS20A-ST34
6 Poles	CS20A-ST36

4 position without off

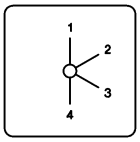

Description	N. Ref
1 Pole	CS20A-ST41
2 Poles	CS20A-ST42
3 Poles	CS20A-ST43
4 Poles	CS20A-ST44

5 position without off

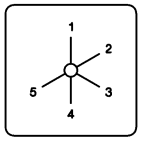

Description	N. Ref
1 Pole	CS20A-ST51
2 Poles	CS20A-ST52
3 Poles	CS20A-ST53

6 position without off

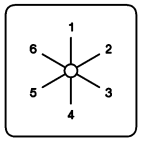

Description	N. Ref
1 Pole	CS20A-ST61
2 Poles	CS20A-ST62
3 Poles	CS20A-ST63

2 position with spring return to off

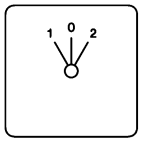

Description	N. Ref
1 Pole	CS20A-UR1
2 Poles	CS20A-UR2
3 Poles	CS20A-UR3

3 phase motor reversing switch

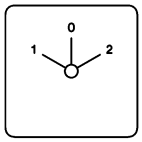

Description	N. Ref
5.5kW @ 380/440	440CS20A-WU3

3 current transformers

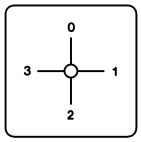

Description	N. Ref
1 Pôle	CS20A-M31

Full technical data and ordering information can be found on the enclosed CD or on line at www.imopc.com
To speak to a product specialist call 0044 (0)208 452 6444

Motor circuit breakers C4

NEW



- Motor protection rating up to 100 Amps
- Short circuit breaking capacity up to 100kA
- Phase failure protection
- DIN rail mounting
- Wide range of accessories

Options and ordering codes

C4/32T						C4/32R					
Setting range	**Short circuit release**	**Part reference**	**Ultimate short circuit breaking/ service capacity < 400V AC max fuse A**			**Setting range**	**Short circuit release**	**Part reference**	**Ultimate short circuit breaking/ service capacity < 400V AC max fuse A**		
A	A		Icu - kA	Ics - kA	gL/gG	A	A		Icu - kA	Ics - kA	gL/gG
0.10 - 0.16	2.1	C4/32T-0.16	100	100	--	0.10 - 0.16	2.1	C4/32R-0.16	100	100	--
0.16 - 0.25	3.3	C4/32T-0.25	100	100	--	0.16 - 0.25	3.3	C4/32R-0.25	100	100	--
0.25 - 0.4	5.2	C4/32T-0.4	100	100	--	0.25 - 0.4	5.2	C4/32R-0.4	100	100	--
0.4 - 0.63	8.2	C4/32T-0.63	100	100	--	0.4 - 0.63	8.2	C4/32R-0.63	100	100	--
0.63 - 1	13	C4/32T-1	100	100	--	0.63 - 1	13	C4/32R-1	100	100	--
1.0 - 1.6	20.8	C4/32T-1.6	100	100	--	1.0 - 1.6	20.8	C4/32R-1.6	100	100	--
1.6 - 2.5	32.5	C4/32T-2.5	100	100	--	1.6 - 2.5	32.5	C4/32R-2.5	100	100	--
2.5 - 4	52	C4/32T-4	100	100	--	2.5 - 4	52	C4/32R-4	100	100	--
4 - 6	78	C4/32T-6	100	100	--	4 - 6	78	C4/32R-6	100	100	--
5 - 8	104	C4/32T-8	100	100	--	5 - 8	104	C4/32R-8	100	100	--
6 - 10	130	C4/32T-10	50	38	80[1]	6 - 10	130	C4/32R-10	100	100	--
9 - 13	169	C4/32T-13	50	38	80[1]	9 - 13	169	C4/32R-13	100	100	--
11 - 17	221	C4/32T-17	20	15	100[1]	11 - 17	221	C4/32R-17	50	38	100[1]
14 - 22	286	C4/32T-22	15	11	100[1]	14 - 22	286	C4/32R-22	50	38	125[1]
18 - 26	338	C4/32T-26	15	11	100[1]	18 - 26	338	C4/32R-26	50	38	125[1]
22 - 32	416	C4/32T-32	15	11	100[1]	22 - 32	416	C4/32R-32	50	38	125[1]

C4/63R						C4/100R					
Setting range	**Short circuit release**	**Part reference**	**Ultimate short circuit breaking/ service capacity < 400V AC max fuse A**			**Setting range**	**Short circuit release**	**Part reference**	**Ultimate short circuit breaking/ service capacity < 400V AC max fuse A**		
A	A		Icu - kA	Ics - kA	gL/gG	A	A		Icu - kA	Ics - kA	gL/gG
18 - 26	338	C4/63R-26	50	50	125[1]	45 - 63	819	C4/100R-63	50	38	160[1]
22 - 32	416	C4/63R-32	50	50	125[1]	55 - 75	975	C4/100R-75	50	38	160[1]
28 - 40	520	C4/63R-40	50	50	160[1]	70 - 90	1170	C4/100R-90	50	38	160[1]
34 - 50	650	C4/63R-50	50	50	160[1]	80 - 100	1300	C4/100R-100	50	38	160[1]
45 - 63	819	C4/63R-63	50	50	160[1]						

-- No back-up fuse required

[1] Back up fuse required if short circuit current at installation point > 50kA

Full technical data and ordering information can be found on the enclosed CD or on line at www.imopc.com
To speak to a product specialist call 0044 (0)208 452 6444

Miniature circuit breakers C10



The IMO range of miniature circuit breakers has been designed for protection of electrical installations against overload and short circuits and is manufactured in accordance with EN60898.

Tripping characteristics in accordance with B, C and D type curves

- Curve B: 3-5 I_n
- Curve C: 5-10 I_n
- Curve D: 10-20 I_n

Options and ordering codes

C10	B	10	16
			Rated current Amps

MCB 10kA	C10

Operating characteristic	B
Operating characteristic	C
Operating characteristic	D

Single pole	10
Single pole + neutral	1N
Two pole	20
Three pole	30
Three pole + neutral	3N
Four pole	40

Specifications

Rated voltage: 230V/400V AC, Max. 60VDC
Frequency: 50/60Hz
In accordance with: EN60898, EN60947-2,
Terminal capacity: 1 to 25mm2
*Breaking capacity as per IEC60898: 10kA, 6kA: 50, 63A
Breaking capacity applying IEC60947-2: up to 15kA
Mounting: on Rail EN60715 (EN50022)

Selection chart

Available types: 10kA 6kA

Type	B operating characteristics						C operating characteristics						D operating characteristics					
Poles	1	1+N	2	3	3+N	4	1	1+N	2	3	3+N	4	1	1+N	2	3	3+N	4
Rated current (Amps) 0.5																		
1																		
1.6																		
2																		
4																		
6																		
8																		
10																		
13																		
16																		
20																		
25																		
32																		
40																		
50																		
63																		
Weight (g)	112	227	227	345	459	459	112	227	227	345	459	459	112	227	227	345	459	459
Packing (pc)	12	6	6	4	3	3	12	6	6	4	3	3	12	6	6	4	3	3

*10kA

Full technical data and ordering information can be found on the enclosed CD or on line at www.imopc.com
To speak to a product specialist call 0044 (0)208 452 6444

DIN rail terminals

available in screw and screwless options



DIN Rail Terminals (2.5mm - 70mm)





Spring Clamp Terminals (25mm - 10mm)





Busbar Terminals (95mm - 240mm)





Spring Clamp Terminals for Initiators, Actuators and Motors (2.5mm)





Disconnect Terminals (4mm)

Full technical data and ordering information can be found on the enclosed CD or on line at www.imopc.com
To speak to a product specialist call 0044 (0)208 452 6444

- 2.5mm to 240mm
- Polyamide 6.6 material
- -40°C to +100°C
- 8 colour options



ER70



ER 4C

(4mm)



ERPE 2.5.4



ERPE 6/10



ERPE 16/35

Earth Terminals (4mm - 35mm)



SCPE 4



SCPE 6



SCPE 10

Earth Terminals (2.5mm - 10mm)



ERWT1



ERWT2

Test and Disconnect Terminals (6mm - 10mm)



ERD 4V



ERD 4D



ERD 4LD



ERD 4LD

Double Level Rail Terminals (4mm)



ERT3 SLD



ERT3 SLD

Three Level Sensor Terminals (25mm)



ERDT 10/16

2, 3, 4, 5mm
(with end plate)



ERDT 10/16

Distribution Terminals (16mm)



ERF2 LD



ERF3



ERF3 FLD



ERF3M



ERF3 MLD

Fuse Terminals (4mm - 6mm)

Full technical data and ordering information can be found on the enclosed CD or on line at www.imopc.com
To speak to a product specialist call 0044 (0)208 452 6444

DIN rail power supplies

IMO DPS series

- High efficiency
- Short circuit protection
- Internal input filtering
- PFC function available*
- Parallel function available†

* 120W, 240W & 480 W versions
† 120W, 240W & 480 W versions

NEW





actual size

Model	DPS-1-005	DPS-1-010-24	DPS-1-018-24	DPS-1-030-24	DPS-1-060-24	DPS-1-120-24	DPS-1-240-24	DPS-1-480-24
Input Voltage	90-265vac	90-265vac	90-265vac	85-265vac	85-265vac	115/230vac	115/230vac	90-264vac
Output Wattage	5W	10W	18W	30W	60W	120W	240W	480W
Output Current	0.2A	0.4A	0.75A	1.25A	2.5A	5A	10A	20A
HxWxD (mm)	90 x 22.5 x 115	90 x 22.5 x 115	90 x 22.5 x 115	90 x 40.5 x 115	90 x 40.5 x 115	123.6x63.2x116.6	125 x 83 x 116	125 x 175 x 116

Full technical data and ordering information can be found on the enclosed CD or on line at www.imopc.com
To speak to a product specialist call 0044 (0)208 452 6444

Transformers

- Manufactured to EN61558
- 50/60Hz rated
- 16kV (10kV EN60742) insulation between primary to secondary
- Welded earth terminal
- Fully dip impregnated for insulation
- Multiple single lamination 0.5mm welded and glued to reduce noise/losses
- Screw terminals and add on primary/secondary fuses
- Sealed bottom coil housing to prevent short to frame
- Open feet arrangement for ease of mounting



Range
50VA - 1600VA
Primary 230V or 400V ±5%
Secondary 24V-110V-230V

	Primary 230 ±5% Volts			Primary 400 ±5% Volts		
Rating VA	**Secondary Volts**	**Primary fuse optional**	**Product code**	**Secondary Volts**	**Primary fuse optional**	**Product code**
50	24 110 230	0.40A 0.40A 0.40A	MTSN-P-50-230-024 MTSN-P-50-230-110 MTSN-P-50-230-230	24 110 230	0.16A 0.16A 0.16A	MTSN-P-50-400-024 MTSN-P-50-400-110 MTSN-P-50-400-230
63	24 110 230	0.40A 0.40A 0.40A	MTSN-P-63-230-024 MTSN-P-63-230-110 MTSN-P-63-230-230	24 110 230	0.25A 0.25A 0.25A	MTSN-P-63-400-024 MTSN-P-63-400-110 MTSN-P-63-400-230
100	24 110 230	0.63A 0.63A 0.63A	MTSN-P-100-230-024 MTSN-P-100-230-110 MTSN-P-100-230-230	24 110 230	0.40A 0.40A 0.40A	MTSN-P-100-400-024 MTSN-P-100-400-110 MTSN-P-100-400-230
160	24 110 230	1.00A 1.00A 1.00A	MTSN-P-160-230-024 MTSN-P-160-230-110 MTSN-P-160-230-230	24 110 230	0.63A 0.63A 0.63A	MTSN-P-160-400-024 MTSN-P-160-400-110 MTSN-P-160-400-230
250	24 110 230	1.60A 1.60A 1.60A	MTSN-P-250-230-024 MTSN-P-250-230-110 MTSN-P-250-230-230	24 110 230	1.00A 1.00A 1.00A	MTSN-P-250-400-024 MTSN-P-250-400-110 MTSN-P-250-400-230
400	24 110 230	2.50A 2.50A 2.50A	MTSN-P-400-230-024 MTSN-P-400-230-110 MTSN-P-400-230-230	24 110 230	1.60A 1.60A 1.60A	MTSN-P-400-400-024 MTSN-P-400-400-110 MTSN-P-400-400-230
500	24 110 230	3.15A 3.15A 3.15A	MTSN-P-500-230-024 MTSN-P-500-230-110 MTSN-P-500-230-230	24 110 230	2.00A 2.00A 2.00A	MTSN-P-500-400-024 MTSN-P-500-400-110 MTSN-P-500-400-230
800	24 110 230	5.0A 5.0A 5.0A	MTSN-P-800-230-024 MTSN-P-800-230-110 MTSN-P-800-230-230	24 110 230	3.15A 3.15A 3.15A	MTSN-P-800-400-024 MTSN-P-800-400-110 MTSN-P-800-400-230
1000	24 110 230	6.3A 6.3A 6.3A	MTSN-P-1000-230-024 MTSN-P-1000-230-110 MTSN-P-1000-230-230	24 110 230	4.0A 4.0A 4.0A	MTSN-P-1000-400-024 MTSN-P-1000-400-110 MTSN-P-1000-400-230
1300	24 110 230	8.0A 8.0A 8.0A	MTSN-P-1300-230-024 MTSN-P-1300-230-110 MTSN-P-1300-230-230	24 110 230	5.0A 5.0A 5.0A	MTSN-P-1300-400-024 MTSN-P-1300-400-110 MTSN-P-1300-400-230
1600	24 110 230	10.0A 10.0A 10.0A	MTSN-P-1600-230-024 MTSN-P-1600-230-110 MTSN-P-1600-230-230	24 110 230	6.3A 6.3A 6.3A	MTSN-P-1600-400-024 MTSN-P-1600-400-110 MTSN-P-1600-400-230

Full technical data and ordering information can be found on the enclosed CD or on line at www.imopc.com
To speak to a product specialist call 0044 (0)208 452 6444

Timers

impeccable timing from IMO

- 48 DIN panel mount/plug in range
- 22.5mm DIN rail mount range
- On delay
- Off/true off delay
- Recycling
- Star delta
- Multifunction
- 12-240VAC/DC options

DIN rail timers



TDEA



TDRA

Description	**DIN Timer 22.5mm On-delay**	**DIN Timer 22.5mm Off-delay**
ranges	0.05 secs - 10 days	0.05 secs - 10 days
Supply voltage	24VAC/DC + 110VDC or 42VAC/DC + 230VAC	24VAC/DC + 110VAC or 24VAC/DC + 230VAC
Control output	5A @ 250VAC	5A @ 250VAC

Panel/plug-in timers



TY4



TA8-A

Description	**On-delay Timer Plug-in**	**On-delay Timer 48 DIN panel mounting / plug-in**
Display	Analogue setpoint, Power on LED, Time up LED	Analogue setpoint, Power on/timing LED, Time up LED
Ranges	0.1 to 6 hours, single time range	0.05 sec to 60 hours, over 16 time ranges, selectable
Supply voltage	12VDC 24VAC/DC 110VAC 240VAC/50/60Hz	24VAC/DC 110-240VAC 50/60Hz 48-127VDC
Control output	4PCO timed 3A 240VAC	DPCO timed 5A 250VAC

Full technical data and ordering information can be found on the enclosed CD or on line at www.imopc.com
To speak to a product specialist call 0044 (0)208 452 6444



TDIA

DIN Timer 22.5mm Asymmetrical recycling
0.05 secs - 10 days
24VAC/DC + 110-230VAC
5A @ 250VAC



TDAA(B)

DIN Timer 22.5mm True off-delay
A=0.1 sec - 3 min B=0.1 sec - 10 min
24VAC/DC + 110-230VAC
5A @ 250VAC



TDSD

DIN Timer 22.5mm Star/Delta change over
Y = 0.1 sec - 3 min YΔ = 40 sec - 100 sec
24VAC/DC + 110-230VAC
8A @ 250VAC



TDMA/C

DIN Timer 22.5mm Multifunction
0.05 secs - 10 days
24VAC/DC + 110-230VAC
8A @ 250VAC



TA8-SA

On-delay Timer 48 DIN panel mounting / plug-in
Analogue setpoint, Power on/timing LED, Time up LED
0.05 sec to 60 hours, over 16 time ranges, selectable
24VAC/DC 100-240VAC 50/60Hz 48-127VDC
SPCO timed SPCO instantaneous 5A 250VAC



TA8-DA

Off-delay Timer 48 DIN panel mounting / plug-in
Analogue setpoint, Power on LED
0.05 sec to 12 min, over 4 time ranges, selectable
24VAC/DC 100-240VAC 50/60Hz 48-127VDC
DPCO timed 5A 250VAC



TA8-TA

Independent twin Timer 48 DIN panel mounting / plug-in
Analogue setpoints, Power on/timing LED, Output on LED
0.05 sec to 60 hours, over 16 time ranges, selectable
24VAC/DC 100-240VAC 50/60Hz
DPCO timed 5A 250VAC



TA11-A

Multifunction Timer: 4 selectable timing modes 48 DIN panel mounting / plug-in
Analogue setpoints, Power on/timing LED, Output on LED
0.05 sec to 60 hours, over 16 time ranges, selectable
24VAC/DC 100-240VAC 50/60Hz 48-127VAC
DPCO timed 5A 250VAC

Full technical data and ordering information can be found on the enclosed CD or on line at www.imopc.com
To speak to a product specialist call 0044 (0)208 452 6444

Industrial power relays

	ETS	SRRHN/SRP	SRRHN/SRP-AC	HY1/2	HY41
					
Contact Form	1A, 1C	1A, 1B, 1C | 2A, 2B, 2C	1A, 1B, 1C | 2A, 2B, 2C	1A, 2A	2C, 3C, 4C
Max. Rated Carrying Current	6A	16A	16A	30A	
Max. Switching Voltage	400VAC/125VDC	440VAC/125VDC	440VAC	277VAC/28VDC	250VAC/30VDC
Rated Voltage	5 to 60VDC	5 to 110VDC	24, 115, 230VAC	6 to 220VAC/3 to 200VDC	6 to 240VAC/5 to 110VDC
Nominal Operating Power	170mW, 210mW (48-60VDC)	0.4W	0.75VA	2.7VA, 1.9W	1.2VA, 0.9W
Dielectric Strength (1min) between Coil and Contacts	4000VAC	5000VAC	5000VAC	4000VAC	1500VAC
Dimensions	28.0 x 16.0 x 5.0	29.0 x 12.7 x 15.7	29.0 x 12.7 x 15.7	50.5 x 33.5 x 36.0	28.0 x 21.5 x 35.0

	EY	QY	RS	731	72
					
Contact Form	1A, 2A	1C, 2C	2C, 3C	1C	2C, 3C
Max. Rated Carrying Current		15A	10A	30A	25A
Max. Switching Voltage	277VAC/28VDC	250VAC/30VDC	250VAC/125VDC	250VAC	250VAC
Rated Voltage	6 to 220VAC/5 to 200VDC	6 to 240VAC/5 to 110VDC	12 to 230VAC/12 to 24VDC	12 to 240VAC/12 to 110VDC	12 to 240VAC/12 to 110VDC
Nominal Operating Power	2.7VA, 1.9W	1.2VA, 0.9W	2.8VA AC, 1.5W DC	3.4VA, 1.5W	2.0VA, 1.2W
Dielectric Strength (1min) between Coil and Contacts	4000VAC	1500VAC	2500VAC	2200VAC	1600VAC
Dimensions	50.5 x 33.5 x 36.0	28.0 x 21.5 x 35.0	Refer to data	69.85 x 34.8 x 38.0	69.85 x 34.8 x 38.0

Full technical data and ordering information can be found on the enclosed CD or on line at www.imopc.com
To speak to a product specialist call 0044 (0)208 452 6444

Relay sockets

DIN rail/screw mountable industrial relay sockets

	SRR8	SRR11	SRN2-S	SRN4-S	SRN4C
					
Number of poles	8	11	8	14	14
Options	Marker label Plug in modules	Marker label Plug in modules	Marker label Plug in modules Relay clip	Marker label Plug in modules Relay clip	Marker label Plug in modules
Rated load (resistive)	10A/400V	10A/400V	10A/400V	10A/400V	10A/400V
For relay type...	RS Series, DPCO	RS Series, DPCO	HY2 Series	HY4 Series	HY4 Series

	SRN2-D SRN4-D	SRN3-S SRN5-S	SRH2-C	SRSI
				
Number of poles	8/14	5/8	8	
Options	Marker label Plug in modules Relay clip	Marker label Plug in modules Relay clip	Relay clip	Cross connector
Rated load (resistive)	12A/300V	12A/300V	10A/400V	6A/250V
For relay type...	HY4 Series	ER/SRRH Series	QY Series	ETS Series

range extended

Solder and printed circuit sockets for PCB relays

	SRC-4	SRP4-0	SRS1	SRS2	SRP2-0
					
Terminal type	Solder	PCB	PCB	PCB	PCB
Number of poles	14	14	5	8	8
Rated load	10A/400V	10A/400V	10A/400V	10A/400V	10A/400V

Full technical data and ordering information can be found on the enclosed CD or on line at www.imopc.com
To speak to a product specialist call 0044 (0)208 452 6444

Unibox enclosures ALPHA

- Manufactured in ABS
- Plain sided walls
- Colour RAL 7035 – Light grey
- Circuit board slots in base
- IP66-67
- Pre drilled lid for wire sealing
- Plastic screws captive once fitted
- Pre moulded fixing points in base
- Ideal for housing electronic and electro-mechanical components
- Ideally suited for housing terminal blocks and industrial equipment
- Polycarbonate versions (144EP range) available with UL and $_{c}$UL*

Enclosure

Enclosure Part No.	Dimensions H x W x D (mm)	Backplate Part No.	DIN Rail Part No.
144E0001	75 x 125 x 75	144B0001	144R0001
144E0002	125 x 125 x 75	144B0002	144R0002
144E0003	125 x 125 x 100	144B0002	144R0002
144E0004	125 x 175 x 75	144B0004	144R0004
144E0005	125 x 175 x 100	144B0004	144R0004
144E0006	125 x 175 x 125	144B0004	144R0004
144E0007	175 x 175 x 100	144B0007	144R0004
144E0008	175 x 175 x 125	144B0007	144R0004
144E0009	175 x 175 x 150	144B0007	144R0004
144E0010	175 x 250 x 100	144B0010	144R0010
144E0011	175 x 250 x 150	144B0010	144R0010

Accessories

Item	Ref. No.
Hinge, pair	144A0001
Fastening lug, 4 off	144A0002
Inspection window 2 mod.	144A0003
Inspection window 4 mod.	144A0004
Inspection window 6 mod.	144A0005
Inspection window 8 mod.	144A0006
Inspection window 10 mod.	144A0007
Inspection window 12 mod.	144A0008
Vent device IP34	144A0009
Vent device IP44	144A0010



Full technical data and ordering information can be found on the enclosed CD or on line at www.imopc.com
To speak to a product specialist call 0044 (0)208 452 6444

iSmart

intelligent relays for precise control

- From 10 to 44 I/O
- Available with or without display
- 154 line by 12 character
- 8 Amp output switching capability
- Up to 4 Analogue inputs
- 2 1KHz High speed inputs
- Relay Ladder (200 lines) or Function Block (99 blocks)
- Free of Charge software
- Real Time Clock (RTC)
- 1 Pulse width modulation output
- Memory module option
- Communication interface
- High Speed Data Link (Modbus)
- DeviceNet and Modbus
- Multilanguage capability
- DIN rail mountable
- 240VAC, 24VDC, 12VDC power source



actual size

DC iSmart models

Model No. SMT-	Total I/O	Digital DC	Analogue 0-10VDC	Outputs
ED-R12	12	6	2	4xRelays
BD-R12	12	6	2	4xRelays
ED-T12	12	6	2	4xTrans.
ED-R20	20	8	4	8xRelays
BD-R20	20	8	4	8xRelays
CD-R20	20	8	4	8xRelays
CD-T20	20	8	4	8xTrans.

DC expansion modules

MD-R8	8	4	-	4xRelays
MD-T8	8	4	-	4xTrans.
MD-4AI	4	-	(mA/V)	-

AC iSmart models

Model No. SMT-	Total I/O	Digital AC	Outputs
EA-R10	10	6	4xRelays
BA-R10	10	6	4xRelays
EA-R20	20	12	8xRelays
BA-R20	20	12	8xRelays

AC expansion module

MA-R8	8	4	4xRelays

Accessories

SMT-PC03	Programming cable
SMT-PDACable	PDA Programming cable
SMT-PM04	Memory module
SMT-Configurator	Software + Manuals

24VAC models available



Full technical data and ordering information can be found on the enclosed CD or on line at www.imopc.com
To speak to a product specialist call 0044 (0)208 452 6444

i³ controller

the ultimate integrated control solution

- 128 x 64 LCD display
- Addressable function keys
- Dual Communications ports
- Up to 24 digital inputs (direct)
- Up to 4 analogue inputs (direct)
- Up to 16 digital outputs (direct)
- Up to 2 analogue outputs (direct)
- High speed counter
- Timers
- Stepper control (PWM)
- Modem interface
- Expansion I/O
- PID Control
- Alarm function
- Real time clock
- IP65 (NEMA4)
- Free of Charge software
- Voltage range: 10-24VDC

FREE software



actual size

Software	i3 Configurator
Programming Cable	i3PC45
MicroSD® 256MB	i3-MSD/256

1 display **2** control **3** communicate

	i3A12X/10A01-S00	i3A12X/10D03-SCH	i3A12X/10B04-SCH	i3A12X/20B05-S0H	i3A12X/13C14-S0H
miniCAN		▮	▮		
Dual Serial Ports	▮	▮	▮	▮	▮
12 Digital Inputs	▮	▮	▮		▮
24 Digital Inputs				▮	
6 Relay Outputs (5A)	▮	▮			
12 DC Outputs (0.5A)			▮		▮
16 DC Outputs (0.5A)				▮	
4 Analogue Inputs		▮			
1 Analogue Input	▮				
2 Analogue / TC / PT100 Inputs					▮
2 Analogue Inputs			▮	▮	
2 Analogue Outputs					▮
High Speed Counter (10 kHz)	▮	▮	▮	▮	▮
PWM Output (10 kHz)			▮	▮	▮
Real Time Clock	▮	▮	▮	▮	▮
I/O Expansion	Serial	Serial / miniCAN	Serial / miniCAN	Serial	Serial

Ethernet	i3A12X/10A01-S00E	i3A12X/10D03-SCHE	i3A12X/10B04-SCHE	i3A12X/20B05-S0HE	i3A12X/13C14-S0HE
GSM Modem	i3A12X/10A01-S00M	i3A12X/10D03-SCHM	i3A12X/10B04-SCHM	i3A12X/20B05-S0HM	i3A12X/13C14-S0HM
MicroSD® Memory Card	i3A12X/10A01-S00F	i3A12X/10D03-SCHF	i3A12X/10B04-SCHF	i3A12X/20B05-S0HF	i3A12X/13C14-S0HF

Full technical data and ordering information can be found on the enclosed CD or on line at www.imopc.com
To speak to a product specialist call 0044 (0)208 452 6444

i³ touch controller

the perfect touch for integrated control

- 160 x 128 graphical display
- High-resolution resistive touch screen
- Addressable function keys
- Dual Serial Ports
- Remote I/O communication
- µSD™ Removable Memory Card
- Ethernet (option)
- Modem (option)
- Real time clock
- IP65 (NEMA 4X)
- CE, cUL, UL
- Free of Charge software
- Voltage range: 10-32VDC

coming soon



actual size

Software	i3 Configurator
Programming Cable	i3PC45
µSD™ Memory Card	i3-MSD/256
GSM Modem Aerial	M20-ANT

	i3B12Y/10D03-SCHF	i3B12Y/10B04-SCHF	i3B12Y/20B05-SCHF	i3B12Y/13C14-SCHF
CAN / miniCAN	▮	▮	▮	▮
Dual Serial Ports	▮	▮	▮	▮
12 Digital Inputs	▮	▮		▮
24 Digital Inputs			▮	
6 Relay Outputs (5A)	▮			
12 DC Outputs (0.5A)		▮		▮
16 DC Outputs (0.5A)			▮	
4 Analogue Inputs	▮			
2 Analogue Inputs		▮	▮	
2 Analogue / TC / PT100 Inputs				▮
2 Analogue Outputs				▮
High Speed Counter (10 kHz)	▮	▮	▮	▮
Real Time Clock	▮	▮	▮	▮
I/O Expansion	Serial / CAN	Serial / miniCAN	Serial / CAN	Serial / CAN

Ethernet	i3B12Y/10D03-SCHE	i3B12Y/10B04-SCHE	i3B12Y/20B05-SCHE	i3B12Y/13C14-SCHE
GSM Modem	i3B12Y/10D03-SCHM	i3B12Y/10B04-SCHM	i312Y/20B05-SCHM	i3B12Y/13C14-SCHM

Full technical data and ordering information can be found on the enclosed CD or on line at www.imopc.com
To speak to a product specialist call 0044 (0)208 452 6444

HMIs

(Human Machine Interfaces)
Graphics-based **PMU series**

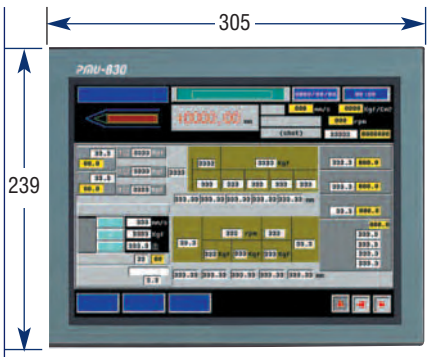

PMU-830TT

- 12.1" TFT 256 colour touch screen 800x600 135cd/m
- Built in printer port
- 4 MB Flash plus 256K for Logging and recipe
- Logged data can be downloaded to PC using PMU Editor and converted to an Excel report
- 9 pin D type serial interface
- 85-265VAC 20 Watts
- Dimensions 305x239x55

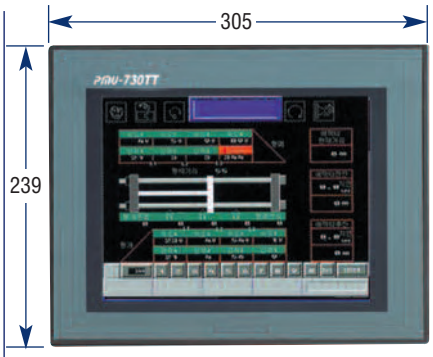

PMU-730TT

- 10.4" TFT 256 colour touch screen 640x480 200cd/m
- 4 MB Flash plus 256K for Logging and recipe
- Built in printer port
- Logged data can be downloaded to PC using PMU Editor and converted to an Excel report
- 9 pin D type serial interface
- 85-264VAC VDC 20 Watts
- Dimensions 305x239x55

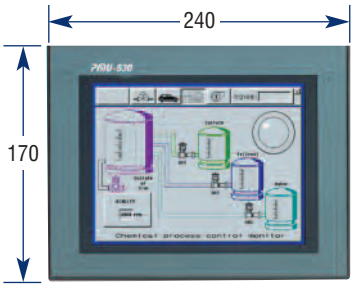

PMU-530ST

- 7.5" STN 256 colour touch screen 640x480 83cd/m
- 2 MB Flash plus 256K for Logging and recipe
- Logged data can be downloaded to PC using PMU Editor and converted to an Excel report
- 9 pin D type serial interface
- 18-28 VDC 12 Watts
- Dimensions 240x136x64



PMU-330TT

- 5.5" TFT 256 colour touch screen 320x240 250cd/m
- 2 MB Flash plus 256K for Logging and recipe
- Logged data can be downloaded to PC using PMU Editor and converted to an Excel report
- 15 pin D type serial interface
- 18-28 VDC 12 Watts
- Dimensions 206x136x64



PMU-330BT

- High Quality 5.7" STN mono (Blue/White) touch screen 320x240 220cd/m
- 1 MB Flash plus 256K for Logging and recipe
- Logged data can be downloaded to PC using PMU Editor and converted to an Excel report
- 15 pin D type serial interface
- 18-28 VDC 12Watts
- Dimensions 206x136x64mm

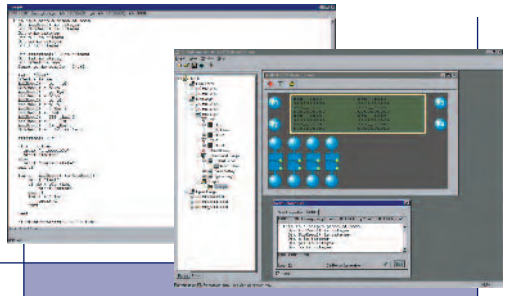

FREE PMU Editor or Config Manager

Powerful, easy to use configuration software for IMO HMIs with Windows-based techniques

- Drag and Drop
- WYSIWG (What you see is what you get)
- Search and replace

Powerful IDE
(Integrated Development Environment)

Full technical data and ordering information can be found on the enclosed CD or on line at www.imopc.com
To speak to a product specialist call 0044 (0)208 452 6444

HMIs

(Human Machine Interfaces)

Text-based **MI series**



IMO MI8L40CX

- Eight line by forty character 240x64 Graphics LCD display with LED backlight and variable height characters, providing excellent visibility in all conditions
- 4 programmable Function Keys
- 4 Navigational Keys
- 8 user defined function keys
- Alpha-numeric keys
- Power consumption 2.75 Watts
- Flash 512K bytes Used to hold firmware, database and protocols
- 128K bytes SRAM solely for variable data
- Voltage range: 9.5-32VDC



IMO MI4L40CX

- Four line by forty character LCD display with LED backlight with 5.5 mm high characters providing excellent visibility in all conditions
- 4 programmable Function Keys
- 4 Navigational Keys
- 8 User defined function keys
- Alpha-numeric keys
- Power consumption 3.5 Watts
- Voltage range: 9.5-32VDC



IMO MI4L20CX

- Four line by twenty character LCD display with LED backlight with 5.5 mm high characters providing excellent visibility in all conditions
- 4 programmable Function Keys
- 4 Navigational Keys
- 8 User defined function keys
- Alpha-numeric keys
- Power consumption 3.5 Watts
- Voltage range: 9.5-32VDC



IMO MI4L20C

- Four line by twenty character LCD display with LED backlight with 5.5mm high characters providing excellent visibility in all conditions
- 4 programmable function keys
- 6 navigational keys
- Power consumption 2.5 watts
- Dimensions 85x150x42
- Voltage range: 9.5-32VDC



IMO MI2L20C

- Two line by twenty character LCD display with LEDbacklight with 5.5mm high characters providing excellent visibility in all conditions
- 4 programmable function keys
- 6 navigational keys
- Power consumption 2.5 watts
- Dimensions 85x150x42
- Voltage range: 9.5-32VDC



Panel Point

A low cost, high power solution for process control PC based SCADA package for Windows XP or 2000

- Full colour graphics with animation
- Unlimited data tags
- Scripting language, recipes, alarms and event based actions
- Includes "Loki" data logging application
- Integrated OPC Server
- Wide range of serial and network protocols

Full technical data and ordering information can be found on the enclosed CD or on line at www.imopc.com
To speak to a product specialist call 0044 (0)208 452 6444

K and G series

programmable controllers

K Series: Relay Ladder programming language
G Series: IEC 61131-3 programming language

- Free Windows-based software:
  K Series - relay ladder, G Series - IEC 61131-3
- 0.5μsec high speed processing
- Built-in Comms, giving user defined protocols
- AC (100-240V) power source
- DC (12-24V) power source
- Analogue - all models
- Real time clock
- PID / RS232/RS485, Enet (Ethernet / FNet, CNet (Computernet), DeviceNet, Profibus

Free CD
inside back cover
Contains all IMO data sheets and application software



3 YEAR GUARANTEE

K7M-DR10S G7M-DR10A	K7M-DR20S G7M-DR20A	K7M-DR30S G7M-DR30A	K7M-DR40S G7M-DR40A	K7M-DR60S G7M-DR60A
				
Programme capacity 7000 steps	Programme capacity 7000 steps	Programme capacity 7000 steps	Programme capacity 7000 steps	Programme capacity 7000 steps
6 inputs 4 outputs	**12 inputs 8 outputs**	**18 inputs 12 outputs**	**24 inputs 16 outputs**	**36 inputs 24 outputs**

G6 modular	G4 modular
	
Programme capacity 7000 steps (68 Kbytes)	Programme capacity 7000 steps (68 Kbytes)
Maximum I/O points **384**	Maximum I/O points **1024**

I/O expansion available to meet all your requirements

Full technical data and ordering information can be found on the enclosed CD or on line at www.imopc.com
To speak to a product specialist call 0044 (0)208 452 6444

iCon

ultra-slim signal conditioning modules

- Ultra-slim housings
- Full isolation
- Dip switch selectable set up
- Software configurable options
- Fast response times
- High accuracy
- Screw and screwless terminal versions





Model	iCON-A-C	iCON-LP-C	iCON-TLP-C	iCON-TRD-C	iCON-TCJ-C	iCON-TCK-C
Input	0-10v/1-5v/0(4)-20mA	0(4)-20mA	2 x 0(4)-20mA	PT100	TC Type J	Type K
Output	0-10v/1-5v/0(4)-20mA	0(4)-20mA	2 x 0(4)-20mA	0-10v/0(4)-20mA	0-10v/0(4)-20mA	0-10v/0(4)-20mA
isolation	3 way	2 way	3 way	2 way	3 way	3 way
Operating Voltage	24vac/dc	Loop Powered	Loop Powered	24vac/dc	24vac/dc	24vac/dc
Width (mm)	6.2	6.2	6.2	6.2	6.2	6.2
Height x Depth (mm)	90 x 92.5	90 x 92.5	115.5 x 92.5	90 x 92.5	90 x 92.5	90 x 92.5

Model	iCON-ATRP-C	iCON-APLUS-C	iCON-TCPLUS-C	iCON-D-C	iCON-STR-C	iCON-FRQ-C
Input	0(2)-10v/0(4)-20mA	+40- -20v/+20- -20mA*	PT/TC*	+40- -20v/+20- -20mA*	Strain Gauge	0-28kHz
Output	2x SSR	0-10v/0(4)-20mA*	0-10v/0(4)-20mA*	0-10v/0(4)-20mA*	0-10v/0(4)-20mA	0-10v/0(4)-20mA
isolation	3 way	3 way	3 way	3 way	3 way	3 way
Operating Voltage	24vdc	24vdc	24vdc	24vdc	24vdc	24vac/dc
Width (mm)	6.2	6.2	6.2		17.5	17.5
Height x Depth (mm)	115.5 x 92.5	115.5 x 92.5	115.5 x 92.5		79 x 84	79 x 84

*Software configurable

Dual channel version coming soon

Full technical data and ordering information can be found on the enclosed CD or on line at www.imopc.com
To speak to a product specialist call 0044 (0)208 452 6444

Temperature controllers

- Multiple input options
- PD, PID and auto tuning
- RS485 and Modbus options
- 1x alarm standard (2nd optional)
- Programmable profiling
- Programmable functionality
- Loss of input alarm options
- 4-20mA or 0-10V options



DTP40



TP20



TP40



TP80

Dimensions	22.5 x 75 x 100	48 x 24 x 110	48 x 48 x 110	48 x 96 x 110
Sensor type	TC, RTD selectable mA/Volt	TC, RTD selectable mA/Volt	TC, RTD selectable mA/Volt	TC, RTD selectable mA/Volt
Control action	On/Off, PD, PID or PID with selectable auto-tuning	On/Off, PD, PID or PID with selectable auto-tuning	On/Off, PD, PID or PID with selectable auto-tuning	On/Off, PD, PID or PID with selectable auto-tuning
Supply voltage	85-264VAC 50/60Hz 24VDC 24VAC 50/60Hz	85-264VAC 50/60Hz 24VDC 24VAC 50/60Hz	85-264VAC 50/60Hz 24VDC 24VAC 50/60Hz	85-264VAC 50/60Hz 24VDC 24VAC 50/60Hz
Accuracy	0.2%+-1digit	0.2%+-1digit	0.2%+-1digit	0.2%+-1digit



TP90



PC300



PC900



DTI70

Dimensions	96 x 96 x 110	96 x 96 x 110	96 x 96 x 110	48 x 96 x 110
Sensor type	TC, RTD selectable mA/Volt	TC, RTD selectable mA/Volt	TC, RTD selectable mA/Volt	TC, RTD selectable mA/Volt
Control action	On/Off, PD, PID or PID with selectable auto-tuning	On/Off, PD, PID or PID with selectable auto-tuning or adaptive fuzzy logic	On/Off, PD, PID or PID with selectable auto-tuning or adaptive fuzzy logic	Programmable display
Supply voltage	85-264VAC 50/60Hz 24VDC 24VAC 50/60Hz	85-264VAC 50/60Hz 24VDC 24VAC 50/60Hz	85-264VAC 50/60Hz 24VDC 24VAC 50/60Hz	85-264VAC 50/60Hz 24VDC 24VAC 50/60Hz
Accuracy	0.2%+-1digit	0.2%+-1digit	0.2%+-1digit	0.2%+-1digit

Full technical data and ordering information can be found on the enclosed CD or on line at www.imopc.com
To speak to a product specialist call 0044 (0)208 452 6444

Photoelectric switches

a complete and comprehensive range to meet all applications

DM	FA	MS	MV	QB	SQ
					
M12	M18	M18	M18	Miniature rectangular	Miniature 50x50x18mm
DC 4 wire Diffuse, Polarized-Retro, Through-beam Teach button Cable or M12 plug exit NO/NC Selectable NPN or PNP	DC 4 wire Diffuse, Polarized Retro, Retro or Through-beam Axial or 90 Degree Optic Cable or M12 plug exit NO/NC Select or Complementary NPN or PNP	DC 4 wire Diffuse, Polarized-Retro, Retro or Through-beam Axial or 90 Degree Optic Cable or M12 plug exit NO or NC Selectable NPN or PNP Selectable	AC 3 wire Diffuse, Diffuse BS, Polarized-Retro, Retro or Through-beam Axial or 90 Degree Optic Cable or M12 plug exit NO or NC	DC 4 wire Diffuse, Diffuse BS, Retro, Polarized-Retro, Through-beam Polarized Retro Clear Material M8 plug exit NO and NC NPN or PNP	Multi-voltage AC/DC 4 wire plug or 5 wire cable Diffuse, Polarized-Retro, Retro or Through-beam, Relay energized or OFF Cable or M12 plug exit NO or CO Relay NO/ Relay CO

RX	RS	FX	BX80	FC3	FS
					
Rectangular	Rectangular	Rectangular	Rectangular	Fork Sensor	Fork Sensor
DC or Multi-voltage Relay O/P 4 wire Diffuse, Diffuse BS, Retro, Polarized-Retro, Through-beam With/Without Timer Function M12 plug exit NO or NC Selectable NPN or PNP Selectable/ Relay	Multi-voltage AC/DC 4 wire With Timer Function Gland entry screw termination NO or NC Selectable Relay	DC 4 wire Fibre Optic Amplifier For Use with Diffuse or Through-beam Fibres Cable or M8 plug exit NO or NC Selectable NPN or PNP	DC 4/5 wire Through-beam High Resolution Area Sensor 2mm to 6mm Dia. Object M12 plug NO or NC Selectable NPN or PNP or +Analogue	DC 4 wire Through-beam Pigtail with M12 plug NO or NC Selectable TRIAC output 110 VAC 500 mA	DC 4 wire Through-beam Teach-in or Trimmer Adjust. 3, 10, 15, 20, 30,50, 80 and 120mm M8 plug Push-/Pull NPN or PNP

Full technical data and ordering information can be found on the enclosed CD or on line at www.imopc.com
To speak to a product specialist call 0044 (0)208 452 6444

Proximity switches

a complete and comprehensive range to meet all applications

				
PA	**PB**	**PC**	**PD**	**PP**
Ø3 mm	M4	Ø4 mm	M5	5 x 5 x 25 mm
DC	DC	DC	DC	DC
3 wire	3 wire	3 wire	3 wire	3 wire
Shielded	Shielded	Shielded	Shielded	Shielded
Cable exit	Cable exit	Cable or M8 plug exit	Cable or M8 plug exit	Cable exit
NO or NC	NO or NC	NO or NC	NO or NC	NO or NC
NPN or PNP	NPN or PNP	NPN or PNP	NPN or PNP	NPN or PNP
Sensing dist.: 0.6 mm	Sensing dist.: 0.6 mm	Sensing dist.: 0.8 mm	Sensing dist.: 0.8 mm	Sensing dist.: 0.8 mm

				
AT	**PMS**	**PMW**	**PKS**	**PKW**
M30	M12	M12	M18	M18
DC	DC	DC	DC	DC
2 wire or 3 wire	4 wire	4 wire	4 wire	4 wire
Shielded or Un-shielded	Shielded or Un-shielded	Shielded or Un-shielded	Shielded or Un-shielded	Shielded or Un-shielded
Cable or M12 plug exit	Cable or M12 plug exit	Cable or M12 plug exit	Cable or M12 plug exit	Cable or M12 plug exit
NO or NC	NO or NC	NO or NC	NO or NC	NO or NC
NPN or PNP	NPN or PNP	NPN or PNP	NPN or PNP	NPN or PNP
Sensing dist.: 10/15/15/20 mm	Sensing dist.: 2/4 mm	Sensing dist.: 2/4 mm	Sensing dist.: 5/8 mm	Sensing dist.: 5/8 mm
	Harsh environment	Harsh env., Stainless Steel	Harsh environment	Harsh env., Stainless Steel

Full technical data and ordering information can be found on the enclosed CD or on line at www.imopc.com
To speak to a product specialist call 0044 (0)208 452 6444

					
IL	**PH**	**AH**	**AE**	**AM**	**AK**
28 x 10 x 16 mm	Ø6.5 mm	Ø6.5 mm	M8	M12	M18
DC 3 wire Shielded or Un-shielded Cable or M8 plug exit NO or NC NPN or PNP Sensing dist.: 3/6 mm	DC 3 wire Shielded Cable or M8 plug exit NO or NC NPN or PNP Sensing dist.: 1.5 mm	DC 3 wire Shielded or Un-shielded Cable or M8 plug exit NO or NC NPN or PNP Sensing dist.: 1.5/2.5/2/4 mm	DC 3 wire Shielded or Un-shielded Cable or M8 or M12 plug exit NO or NC NPN or PNP Sensing dist.: 1.5/2.5/2/4 mm	DC 2 wire or 3 wire Shielded or Un-shielded Cable or M8 or M12 plug exit NO or NC NPN or PNP Sensing dist.: 1.5/2.5/2/4 mm	DC 2 wire or 3 wire Shielded or Un-shielded Cable or M12 plug exit NO or NC NPN or PNP Sensing dist.: 5/8/8/12 mm

					
VM2	**VK2**	**VT2**	**CT**	**SU**	**TU**
M12	M18	M30	M30	M18	M30
AC 2 wire Shielded or Un-shielded Cable or M12 plug exit NO or NC Sensing dist.: 2/4 mm	AC 2 wire Shielded or Un-shielded Cable or M12 plug exit NO or NC Sensing dist.: 5/8 mm	AC 2 wire Shielded or Un-shielded Cable or M12 plug exit NO or NC Sensing dist.: 10/15 mm	Capacitive DC 3 wire Shielded or Un-shielded Cable or M12 plug exit NO or NC NPN or PNP Sensing dist.: 15/20 mm	Ultrasonic DC 4 wire 1 wire used for control Cable or M12 plug exit NO or Analogue PNP or Analogue Sensing dist.: 60 to 1500 mm	Ultrasonic DC 4 wire 1 wire used for control Cable or M12 plug exit NO/NC/Analogue/Both PNP/Analogue/Both Sensing dist.: 60 to 1500 mm

Full technical data and ordering information can be found on the enclosed CD or on line at www.imopc.com
To speak to a product specialist call 0044 (0)208 452 6444

Limit switches

- Over 3000 configurations
- Available off the shelf
- Wide range of applications
- Highly reliable
- Metal or plastic housings
- IEC 947-5-1
- M12 connector options

					
MV	**MK**	**FA**	**FR/FX**	**FM/FZ**	**FP**
Robust Microswitch	Robust Microswitch	Pre-cabled Limit Switch	Compact Heavy Duty	Compact Heavy Duty	Compact Heavy Duty
CO Contacts Optional terminal covers Lever, Roller Lever, Piston Plunger, Roller Piston, Red Button IP40 with VFCO2 cover	CO Contacts Optional terminal covers Lever, Roller Lever, Piston Plunger, Roller Piston, Red Button IP40 with VFMKC IP65 with VFMKC Cover	2m Cable Standard Metal Body Lever, Roller Lever, Adjustable Roller Lever, Piston Plunger, Adjustable Rod, Coiled Spring, Lift Style	Single/Dual Conduit Entry GRP Body Lever, Roller Lever, Adjustable Roller Lever Piston Plunger, Adjustable Rod, Coiled Spring, Lift Style	Single/Dual Conduit Entry Metal Body Lever, Roller Lever, Adjustable Roller Lever, Piston Plunger, Adjustable Rod Coiled Spring, Lift Style	Single Conduit Entry GRP Body Lever, Roller Lever, Adjustable Roller Lever, Piston Plunger, Adjustable Rod Coiled Spring, Lift Style

	
FD/FL	**1638**
Compact Heavy Duty	Lever Direction Differentiating
Single/Triple Conduit Entry Metal Body Lever, Roller Lever, Adjustable Roller Lever, Piston Plunger, Adjustable Rod Coiled Spring, Lift Style	Single to Triple Conduit Entry Plastic/Metal Body Lever, Roller Lever, Adjustable Roller Lever, Adjustable Rod

Foot switches



PX/PA

Foot Switch Shrouded/Un-shrouded

Yellow Shroud/Red Cover Standard

GRP Body

Three Conduit Entries

Optional Safety Lever

One/Two Stage

Accessories to Double Up

Full technical data and ordering information can be found on the enclosed CD or on line at www.imopc.com
To speak to a product specialist call 0044 (0)208 452 6444

Safety limit switches

- Over 3000 configurations
- Available off the shelf
- Wide range of applications
- Highly reliable
- Metal or plastic housings
- IEC 947-5-1
- M12 connector options

 **FR**	 **FP**	 **FD/FL**	 **FP**	 **FD**	 **FS**
Safety Door Interlock Compact Heavy Duty	Safety Door Interlock Standard Heavy Duty	Safety Door Interlock Standard Heavy Duty	Safety Door Interlock Standard Heavy Duty	Safety Door Interlock Standard Heavy Duty	Safety Door Interlock Solenoid Release/Lock
Key Interlock GRP Body Single Conduit Entry	Key Interlock GRP Body Single Conduit Entry	Single/Triple Conduit Entry Metal Body Key Interlock	Delayed Key Release GRP Body Single Conduit Entry	Delayed Key Release Metal Body Single Conduit Entry	Key Interlock GRP Body Dual Conduit Entry Combination of Key or Solenoid Operated Contacts

 **FG**	 **FR/FM/FX/FZ**	 **FR/FM/FX/FZ**	 **FD/FL**
Safety Door Interlock Solenoid Release/Lock	Hinged Guard Safety Interlock For Hinged Guards	Hinge Operated Safety Interlock Hinge Pin Operated	Rope Operated Stop Switch Standard Heavy Duty
Key Interlock Metal Body Three Conduit Entries Optional LED Indication Combination of Key or Solenoid Operated Contacts	Compact Heavy Duty GRP/Metal Body Left Hand/Straight/Right Hand Lever Options Single/Double Conduit Entry	Compact Heavy Duty GRP/Metal Body Single/Double Conduit Entry Hollow Shaft/Solid Shaft Lever Options	Single/Triple Conduit Entry Metal Body With Reset Left Hand/Straight/Right Hand Head Options

Full technical data and ordering information can be found on the enclosed CD or on line at www.imopc.com
To speak to a product specialist call 0044 (0)208 452 6444

Safety relays

- Suitable for most applications in 22.5 DIN package size
- Safety category up to level 4
- Operating voltages to suit all applications
- Units with 2 or more safety contacts and auxiliaries
- Expansion modules for extra contacts and timing function
- Two handed controllers
- Combined safety relay and timing module in 22.5mm DIN package

SR2C	SR3C	SRLC	SREC
			
Safety contacts 2 N/O	**Safety contacts** 3 N/O 1 N/C auxiliary	**Safety contacts** 2 N/O	**Safety contacts** 3 N/O
Safety category Type 4	**Safety category** Type 4	**Safety category** Up to Type 3	**Safety category** Up to Type 3

SR4C	SRTC	S2HC
		
Safety contacts 4 N/O Incl. timed contacts	**Safety contacts** 3 N/O delayed (1 to 30 seconds)	**Safety contacts** 2 N/O 2 hand control
Safety category Type 4. Stop category 0 (non delay), 1 (delay)	**Safety category** Up to Type 3 (stop category 1)	**Safety category** Type 4 (stop category 0)

Full technical data and ordering information can be found on the enclosed CD or on line at www.imopc.com
To speak to a product specialist call 0044 (0)208 452 6444

Electronics

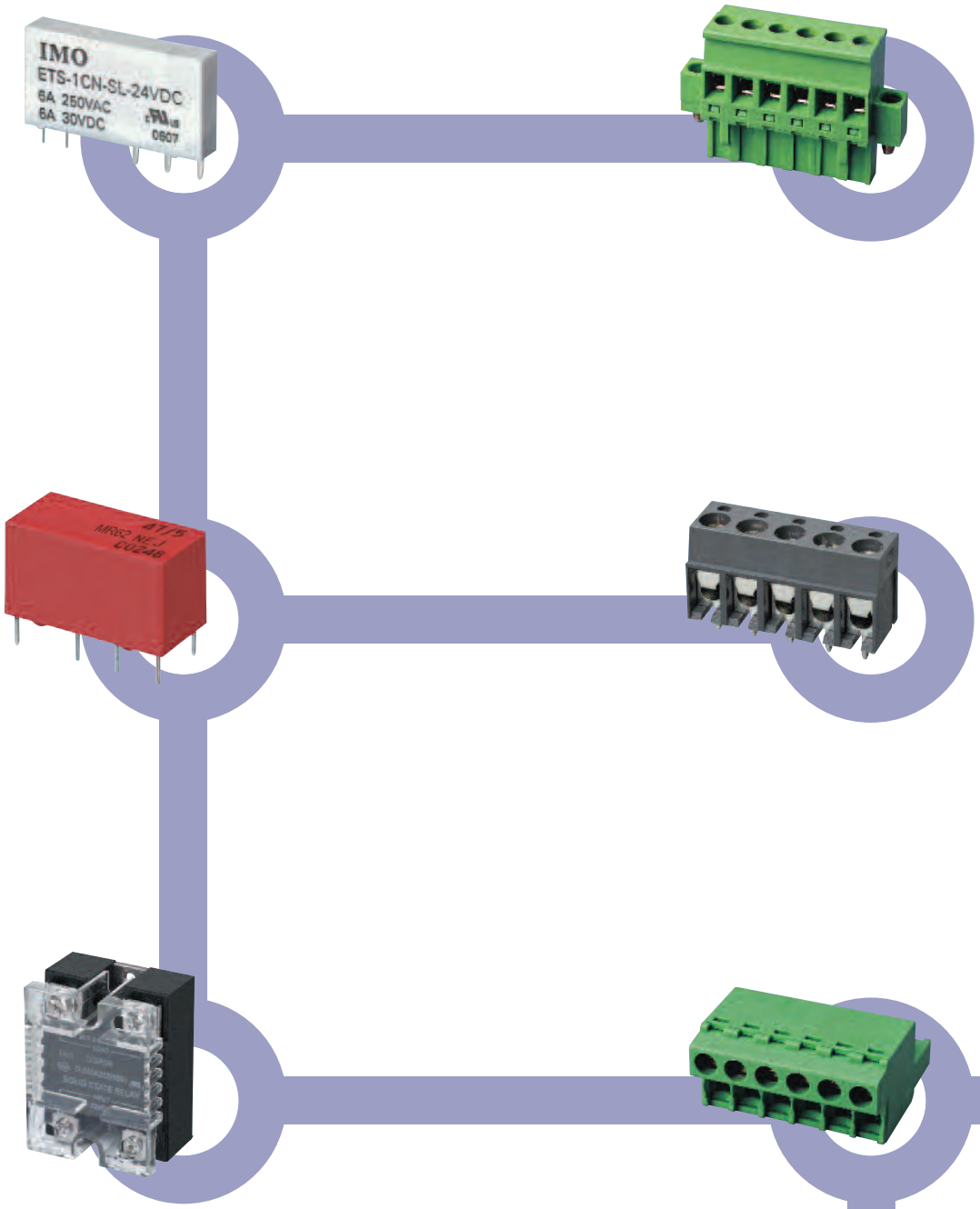

PCB relays

PCB terminal blocks

PCB relays
telecom

	NEC EA2	NEC EB2	NEC EC2	NEC ED2	NEC EE2
					
Contact Form	2C	2C	2C	2C	2C
Max. Rated Carrying Current	2A	2A	2A	2A	2A
Max. Switching Voltage	220VDC/250VAC	220VDC/250VAC	220VDC/250VAC	220VDC/250VAC	220VDC/250VAC
Rated Voltage	3 to 24VDC	3 to 24VDC	3 to 24VDC	3 to 24VDC	3 to 24VDC
Nominal Operating Power	100-200mW	100-200mW	100-140mW	50-80mW	100-200mW
Dielectric Strength (1min) between Coil and Contacts	1000VAC	1000VAC	1500VAC	1500VAC	1500VAC
Dimensions	14.2 x 9.2 x 5.4	14.3 x 9.3 x 7.5	15.0 x 7.5 x 9.4	15.0 x 7.5 x 9.4	15.0 x 7.5 x 10.0

	NEC EF2	NEC UA2	NEC UB2	NECUC2	NEC UD2
					
Contact Form	2C	2C	2C	2C	2C
Max. Rated Carrying Current	2A	1A	1A	1A	1A
Max. Switching Voltage	220VDC/250VAC	220VDC/250VAC	220VDC/250VAC	220VDC/250VAC	220VDC/250VAC
Rated Voltage	3 to 24VDC	1.5 to 24VDC	1.5 to 24VDC	1.5 to 24VDC	1.5 to 24VDC
Nominal Operating Power	50-80mW	100-230mW	100-230mW	100-230mW	100-230mW
Dielectric Strength (1min) between Coil and Contacts	1500VAC	1500VAC	1500VAC	1500VAC	1500VAC
Dimensions	15.0 x 7.5 x 10.0	10.6 x 5.7 x 8.0	15.0 x 7.5 x 9.4	10.6 x 6.5 x 5.3	10.6 x 6.5 x 5.45

	NEC MR62	NEC MR82	EV1N	EM2	EN2
					
Contact Form	2C	2C	1C	2C	2C
Max. Rated Carrying Current	3A	2A	1A	2A	2A
Max. Switching Voltage	220VDC/250VAC	220VDC/250VAC	125VAC/60VDC	240VAC/120VDC	250VAC/220VDC
Rated Voltage	4.5 to 48VDC	4 to 24VDC	1.5 to 24VDC	3 to 48VDC	3 to 48VDC
Nominal Operating Power	550mW	200mW	0.15W, 0.2W	0.15-0.58W	75-200mW
Dielectric Strength (1min) between Coil and Contacts	1000VAC	1000VAC	1000VAC	1500VAC	1500VAC
Dimensions	20.2 x 9.8 x 11.4	20.2 x 9.8 x 11.4	12.5 x 7.5 x 10.0	20.2 x 10.0 x 11.5	20.2 x 10.2 x 10.6

Full technical data and ordering information can be found on the enclosed CD or on line at www.imopc.com
To speak to a product specialist call 0044 (0)208 452 6444

PCB relays
power

	SRF	ERL	ERM	SRM	ERN
					
Contact Form	1C	1A, 1C	1A, 1C	1A, 1C	1A, 1C
Max. Rated Carrying Current	2A	10A	10A	10A	12A
Max. Switching Voltage	300VAC/150VDC	250VAC	250VAC/24VDC	277VAC/30VDC	250VAC/30VDC
Rated Voltage	3 to 24VDC	5 to 36VDC	5 to 48VDC	5 to 48VDC	3 to 48VDC
Nominal Operating Power	0.2W, 0.36W, 0.45W	0.36W	0.36W (48VDC: 0.51W)	0.36W (48VDC: 0.51W)	0.36W
Dielectric Strength (1min) between Coil and Contacts	1000VAC	3800VAC	1500VAC	1500VAC	2000VAC
Dimensions	15.7 x 11.0 x 12.0	15.0 x 15.0 x 20.0	19.2 x 15.4 x 14.8	19.0 x 15.5 x 15.5	22.5 x 16.5 x 16.5

	ERQ	SRQ	SRHH	SRT	SRC
					
Contact Form	1A, 1C	1A, 1C	1A, 1C	1A, 1C	1A
Max. Rated Carrying Current	10A	10A	15A	6A	12A
Max. Switching Voltage	250VAC/30VDC	277VAC/30VDC	250VAC/30VDC	300VAC/28VDC	277VAC
Rated Voltage	3 to 48VDC	3 to 48VDC	5 to 48VDC	1.5 to 48VDC	3 to 24VDC
Nominal Operating Power	0.36W (48VDC: 0.51W)	0.36W	0.36W (48VDC: 0.51W)	0.33W, 0.45W	0.45W
Dielectric Strength (1min) between Coil and Contacts	1500VAC	2000VAC	1500VAC	2000VAC	2500VAC
Dimensions	22.5 x 16.5 x 16.5	19.0 x 15.9 x 15.5	20.2 x 16.5 x 20.2	21.3 x 16.2 x 14.4	18.4 x 15.2 x 10.2

	SRCA	STN	SRD	SRDA	SRU
					
Contact Form	1A | 1C	1A	1A, 1C	1A, 1C	1A, 1C
Max. Rated Carrying Current	16A	3A	10A	5A	10A
Max. Switching Voltage	250VAC/30VDC	277VAC/30VDC	250VAC/30VDC	250VAC/30VDC	277VAC/30VDC
Rated Voltage	5 to 48VDC	4.5 to 24VDC	3 to 48VDC	3 to 48VDC	3 to 48VDC
Nominal Operating Power	0.2W, 0.4W	0.2W	10.2W, 0.45W	10.2W, 0.45W	10.2W, 0.45W
Dielectric Strength (1min) between Coil and Contacts	2500VAC	4000VAC	2500VAC	5000VAC	4000VAC
Dimensions	20.0 x 16.5 x 10.5	20.4 x 7.0 x 15.0	18.4 x 10.2 x 15.3	17.6 x 10.1 x 12.3	20.5 x 10.6 x 15.3

Full technical data and ordering information can be found on the enclosed CD or on line at www.imopc.com
To speak to a product specialist call 0044 (0)208 452 6444

PCB relays
power

	SRB	ERT	ERB	ERE	ETN/ETP
					
Contact Form	1A, 1C	1A, 1C	2A	1A, 2X, 2A	1A
Max. Rated Carrying Current	5A	10A	5A	8A	5A
Max. Switching Voltage	150VAC/30VDC	250VAC/30VDC	250VAC/30VDC	380VAC/125VDC	250VAC/110VDC
Rated Voltage	3 to 48VDC	5 to 48VDC	5 to 48VDC	3 to 24VDC	5 to 24VDC
Nominal Operating Power	0.25W, 0.36W	0.25W, 0.53W	0.53W	Single side stable 300mW Single coil latching 150mW 2 coil latching 300mW	0.12 - 0.18W
Dielectric Strength (1min) between Coil and Contacts	2000VAC	4000VAC	4000VAC	3000VAC	2000VAC
Dimensions	20.5 x 10.5 x 20.5	23.8 x 9.5 x 24.5	24.0 x 12.0 x 24.8	20.2 x 11.0 x 10.0	20.0 x 5.0 x 12.5

	ETS	EJH	EJHP	SRRHN/SRP	SRRHN/SRP-AC
					
Contact Form	1A, 1C	1A, 1C	1A, 1B, 1C | 2A, 2B, 2C	1A, 1B, 1C | 2A, 2B, 2C	1A, 1B, 1C | 2A, 2B, 2C
Max. Rated Carrying Current	6A	8A	10A	16A	16A
Max. Switching Voltage	400VAC/125VDC	440VAC/125VDC	440VAC/125VDC	440VAC/125VDC	440VAC
Rated Voltage	5 to 60VDC	5 to 60VDC	5 to 60VDC	5 to 110VDC	24, 115, 230VAC
Nominal Operating Power	170mW, 210mW (48-60VDC)	0.22W to 0.29W	0.22W to 0.36W	0.4W	0.75VA
Dielectric Strength (1min) between Coil and Contacts	4000VAC	5000VAC	5000VAC	5000VAC	5000VAC
Dimensions	28.0 x 16.0 x 5.0	28.5 x 10.1 x 12.3	28.5 x 10.1 x 12.5	29.0 x 12.7 x 15.7	29.0 x 12.7 x 15.7

	SRRNS	SRPT	SRRT/SRRTTS	SRPF	ERRL
					
Contact Form	1A, 1B, 1C	1A	1A, 1C	1A, 1B	1A, 1B, 1C
Max. Rated Carrying Current	10A	16A	16A	20A	10A
Max. Switching Voltage	440VAC/125VDC	440VAC	440VAC/125VDC	440VAC/125VDC	250VAC/30VDC
Rated Voltage	5 to 60VDC	5 to 110VDC	5 to 60VDC	5 to 110VDC	5 to 48VDC
Nominal Operating Power	0.25W	0.4W	0.25W, 0.4W	0.4W	0.55W, 0.72W
Dielectric Strength (1min) between Coil and Contacts	5000VAC	5000VAC	5000VAC	5000VAC	5000VAC
Dimensions	29.0 x 12.7 x 15.7	29.0 x 12.7 x 15.7	29.0 x 12.7 x 15.7	45.0 x 12.7 x 15.7	29.0 x 12.6 x 20.6

Full technical data and ordering information can be found on the enclosed CD or on line at www.imopc.com
To speak to a product specialist call 0044 (0)208 452 6444

PCB relays
power

	ERRL-1Pole	ERR-2Pole	ERP	ERK	ERS	JY
						
Contact Form	1A, 1C	2A, 2C	2A, 2C	1A	1A	1A, 1C
Max. Rated Carrying Current	10A	10A	16A	20A	16A	20A
Max. Switching Voltage	277VAC/30VDC	250VAC/30VDC	277VAC/30VDC	250VAC/30VDC	277VAC/30VDC	250VAC
Rated Voltage	3 to 60VDC	3 to 60VDC	5 to 60VDC	5 to 24VDC	5 to 48VDC	5 to 48VDC
Nominal Operating Power	0.55W	0.55W, 0.8W	0.55W, 0.72W	0.5W	0.54W	0.9W
Dielectric Strength (1min) between Coil and Contacts	5000VAC	5000VAC	4000VAC	5000VAC	5000VAC	3000VAC
Dimensions	29.0 x 13.0 x 25.5	29.0 x 13.0 x 25.5	29.0 x 13.0 x 26.3	22.8 x 12.3 x 24.4	29.0 x 12.6 x 24.2	32.0 x 31.0 x 19.0

	FY	SRG	ERD	ERG	ERH
					
Contact Form	2A, 2C	1A, 1B, 1C	1A, 1B, 1C	1A, 1B, 1C	1A, 1B, 1C
Max. Rated Carrying Current	30A	30A	30A	30A	30A
Max. Switching Voltage	24 to 277VAC/5 to 110VDC	277VAC/28VDC	277VAC/28VDC	277VAC/28VDC	277VAC/28VDC
Rated Voltage	5 to 48VDC	12 to 277VAC/5 to 110VDC	12 to 277VAC/5 to 110VDC	12 to 277VAC/5 to 110VDC	12 to 277VAC/5 to 110VDC
Nominal Operating Power	4.0VA, 1.7W	10.2W, 0.45W	12.0VA, 0.9W	2.0VA, 0.9W	2.0VA, 0.9W
Dielectric Strength (1min) between Coil and Contacts	4000VAC	4000VAC	2500VAC	2500VAC	4000VAC
Dimensions	52.1 x 33.7 x 26.7	32.2 x 27.0 x 20.4	32.4 x 27.5 x 27.8	50.2 x 27.5 x 27.8	32.4 x 27.5 x 27.8

	ERJ	ERV	ERU	ERW	SRW	ERY
						
Contact Form	1A, 1B, 1C	1A, 1B, 1C	1A, 1B, 1C	1A, 1B, 1C	1A	1A
Max. Rated Carrying Current	30A	30A	30A	30A	20A	25A
Max. Switching Voltage	277VAC/30VDC	277VAC/30VDC	277VAC/30VDC	277VAC/30VDC	250VAC	250VAC
Rated Voltage	5 to 110VDC	5 to 110VDC	5 to 110VDC	5 to 110VDC	5 to 48VDC	5 to 48VDC
Nominal Operating Power	0.9W	0.9W	0.9W	0.9W	0.9W	0.9W
Dielectric Strength (1min) between Coil and Contacts	2500VAC	2500VAC	2500VAC	2500VAC	4500VAC	2000VAC
Dimensions	32.2 x 27.5 x 28.0	30.5 x 24.6 x 15.7	31.8 x 26.9 x 19.1	32.2 x 27.5 x 19.8	30.5 x 16.0 x 23.5	31.0 x 18.5 x 29.0

Full technical data and ordering information can be found on the enclosed CD or on line at www.imopc.com
To speak to a product specialist call 0044 (0)208 452 6444

PCB relays
automotive

	NEC EN2	NEC EP2	NEC EP1	NEC ET2	NEC EQ1	SRMA
						
Contact Form	1C x 2 (H Bridge or separate)	1C x 2 (H Bridge or separate)	1C	1C	1A, 1C	1A, 1C
Max. Rated Carrying Current						
Max. Switching Voltage	16VDC	16VDC	16VDC	16VDC	16VDC	16VDC
Rated Voltage	12VDC	12VDC	12VDC	12VDC	12VDC	6 to 24VDC
Nominal Operating Power	Refer to data	Refer to data	Refer to data	Refer to data	Refer to data	0.6W
Dielectric Strength (1min) between Coil and Contacts						500VAC
Dimensions	33.0 x 16.0 x 16.5	23.8 x 16.2 x 16.0	14.6 x 16.2 x 16.0	Refer to data	21.3 x 14.5 x 14.9	15.7 x 12.5 x 14.0

	SRMA	SRL	SRK	SRJ	SRZ
					
Contact Form	1U	1A, 1B, 1C / 1U, 1V, 1W	1A, 1C	1A, 1C	1A, 1C
Max. Rated Carrying Current					
Max. Switching Voltage	16VDC	75VDC	75VDC	75VDC	27VDC
Rated Voltage	6 to 24VDC	6 to 24VDC	6 to 24VDC	6 to 24VDC	12 to 24VDC
Nominal Operating Power	1W	1.1W	1.2W, 1.6W, 1.9W	1.6W, 1.7W, 1.8W, 1.9W	1.2W, 1.3W, 1.4W, 1.6W, 1.8W
Dielectric Strength (1min) between Coil and Contacts	500VAC	500VAC	500VAC	500VAC	500VAC
Dimensions	15.7 x 12.5 x 14.0	17.5 x 15.0 x 19.5	24.0 x 19.0 x 18.5	26.2 x 26.2 x 23.7	23.0 x 15.5 x 25.4

	SRN	ERA	ERC	SRA	SRE
					
Contact Form	1A, 1C	1C, 2C	1A, 1C, 2A, 2C	1C, 2C	2C
Max. Rated Carrying Current					
Max. Switching Voltage	50VDC	16VDC	16VDC	40VDC	40VDC
Rated Voltage	6 to 24VDC	12VDC	6 to 24VDC	12VDC	12VDC
Nominal Operating Power	1.6W, 1.8W, 2.0W, 2.2W	0.64W, 0.8W DC	0.55W, 0.8W	0.56W, 0.81W	0.56W, 0.81W
Dielectric Strength (1min) between Coil and Contacts		500VAC	500VAC	500VAC	500VAC
Dimensions	26.5 x 26.5 x 25.2	14.0 x 15.4 x 13.5 (Twin)	23.5 x 12.9 x 9.9 (Twin)	17.5 x 16.9 x 13.2 (Double)	22.8 x 22.3 x 20.4

Full technical data and ordering information can be found on the enclosed CD or on line at www.imopc.com
To speak to a product specialist call 0044 (0)208 452 6444

PCB relays
solid state

	SSR01	SSR02	SSR03	SSR04	SSR05
					
Input Voltage	3 to 32VDC	3 to 32VDC, 90 to 280VAC	5, 12, 24VDC	5, 12, 24VDC	5, 12, 24VDC
Input Current (max.)	20mA (at 32VDC)	25mA (at 32VDC)	20mA	20mA	20mA
Load Voltage Range	24 to 400VDC	48 to 530VAC	75 to 400VAC	75 to 264VAC	75 to 264VAC
Max. On-state Voltage Drop	0.3V to 2.4V	1.7VAC	1.5VAC	1.5VAC	1.5VAC
Dielectric Strength (1min)	2500VAC 1min	4000VAC	2500VAC 1min	2000VAC 1min	2500VAC 1min
Dimensions	58.0 x 45.0 x 22.9	58.0 x 45.0 x 22.9	29.2 x 13.2 x 27.5	24.0 x 6.5 x 21.2	25.1 x 6.5 x 21.2

	SSR06	SSR07	SSR08	SSR09	SSR10
					
Input Voltage	3 to 32VDC, 110 & 220VAC	5, 12, 24VDC	3 to 32VDC		3 to 15VDC, 15 to 32VDC
Input Current (max.)	15mA (AC), 25mA (DC)	20mA	35mA	20mA	140mA (1B), 20mA (2B)
Load Voltage Range	48 to 400VAC	3 to 125VDC	48 to 440VAC	60 to 400VAC	48 to 480VAC
Max. On-state Voltage Drop	1.5VAC	1.5VAC	1.5VAC		1.5VAC
Dielectric Strength (1min)	4000VAC 1min	2500VAC 1min	4000VAC 1min	1500VAC 1min	4000VAC
Dimensions	58.0 x 45.0 x 22.9	29.2 x 13.2 x 27.5	105.0 x 75.0 x 30.0	10.3 x 7.6 x 3.5	49.8 x 26.5 x 9.5

	SSR11	SSR12
		
Input Voltage	12 & 24VDC, 110 & 240VAC	5, 12, 24VDC
Input Current (max.)	10mA	25mA
Load Voltage Range	5VDC	3 to 30VDC, 75 to 265VAC
Max. On-state Voltage Drop		
Dielectric Strength (1min)	2500VAC 1min	2500VAC 1min
Dimensions	20.0 x 5.0 x 17.0	20.0 x 5.0 x 17.0

Full technical data and ordering information can be found on the enclosed CD or on line at www.imopc.com
To speak to a product specialist call 0044 (0)208 452 6444

a small selection from Europe's largest range of

PCB terminal blocks

3.50mm & 3.81mm Plug and Socket connectors

20(21).1500M	20(21).1500MF	20(21).1550M	20(21).1550MF
			
3.50mm (3.81mm) plug	3.50mm (3.81mm) plug	3.50mm (3.81mm) plug	3.50mm (3.81mm) plug

5.00mm & 5.08mm Plug and Socket connectors

20(21).910M	20(21).910MF	20(21).950M	20(21).950MF
			
5.00mm (5.08mm) plug	5.00mm (5.08mm) plug	5.00mm (5.08mm) plug	5.00mm (5.08mm) plug

Rising Clamp Terminal Blocks

21.551M	20.553M	21.558M	21.553M
			
3.81mm low profile	3.50mm double low profile	3.81mm low profile	3.81mm double low profile

21.750M	20(21).753M	20.720M	20.2250MH
			
5.08mm standard double	5.00mm (5.08mm) standard triple	7.50mm standard	5.00mm block

Full technical data and ordering information can be found on the enclosed CD or on line at www.imopc.com
To speak to a product specialist call 0044 (0)208 452 6444









a small selection from Europe's largest range of

PCB terminal blocks

continued...

Standard Terminal Blocks

20.550M	21.551M	20.501M	20.505M
			
3.50mm low profile	2.54mm low profile	5.00mm low profile	5.00mm low profile

Screwless Terminal Blocks

21.4200M	21.4102M	21.4300M	21.4103M
			
5.08mm low profile	3.81mm low profile	3.96mm low profile	3.96mm low profile

21.5100M	20(21).3003M	20(21).3000M	20(21).3001M
			
2.54mm vertical	2.50mm (2.54mm) standard	5.00mm (5.08mm) standard	5.00mm (5.08mm) standard

High Temperature Sockets

20(21).155MH-HT	20(21).155MHF-HT	20(21).155MV-HT	20(21).155MVF-HT
			
3.50mm (3.81mm) horizontal	3.50mm (3.81mm) horizontal	3.50mm (3.81mm) vertical	3.50mm (3.81mm) vertical

Full technical data and ordering information can be found on the enclosed CD or on line at www.imopc.com
To speak to a product specialist call 0044 (0)208 452 6444













A mine of information...



IMO resources CD contains:

Software

- VXM and VXSM Loader Software
- iDrive Link Software
- iDrive Link PDA Software
- Configuration Manager: configuration software for the MI series HMIs
- i³ Config Software
- iSmart SMT Client Software
- KGLWIN: configuration software for IMO's K Series PLCs
- GMWIN: configuration software for IMO's G Series PLCs
- PMU-Editor: configuration software for the PMU range of HMIs
- iCon Configuration Software
- Panel-Point SCADA*lite*
- Odin: IMO's OPC Server application
- The Signal Conditioning Suite (for Isocon range)

Full datasheet library

Full user and training manuals

Please check with IMO for the lastest software updates or visit www.imopc.com for the latest downloads


IMO
PANEL
MACHINE
PROCESS
SAFETY
DRIVES
PCB EMECH
Resources

IMO: connections worldwide



IMO Precision Controls Limited
1000 North Circular Road
Staples Corner, London
NW2 7JP United Kingdom
Tel: +44 (0)20 8452 6444
Fax: +44 (0)20 8450 2274
Email: imo@imopc.com
Web: www.imopc.com

IMO Jeambrun Automation SAS
Europarc Berthe Morisot
6 Place Berthe Morisot, 69800
Saint Priest, Lyon
France
Freephone Tel: 0800 912 712
Freephone Fax: 0800 912 713
Email: info@imopc.fr
Web: www.imopc.fr

IMO Deutschland
Für weitere Einzelheiten zu IMO Agenten und Distributoren in Ihrer Nähe schreiben. Sie bitte ein E-mail an folgende Adresse:
Email: imo@imopc.com

IMO Italia
Viale A. Volta 127/a
50131 Firenze, Italia
Tel: +39 800 783281
Fax: +39 800 783282
Email: info@imopc.it
Web: www.imopc.it

IMO Canada
Unit 10, 1 Whitmore Road
Woodbridge, Ontario
L4L 8G4 Canada
Tel: +1 905 265 9844
Fax:+1 905 265 1749
Email: imocanada@imopc.com

IMO

Authorised Distributor: