

Rising Clamp PCB Terminal Blocks
Klemmleisten mit steigender Klammer
Borniers à cosse montante pour Circuits Imprimés
Morsetti con inserto a carrello

The IMO Professional series of PCB type terminal blocks are designed with 3.5mm, 3.81mm, 5.00mm, 6.35mm, 7.50mm, 9.50mm, 10.00mm and 10.16mm pitches at 90˚, 135˚ and 180˚ wire entry directions.

With the design of single level, two-level and three-level structures, the IMO Professional series offers options for your application.

The terminal blocks can accommodate various wire sizes from 28AWG to 6AWG whilst there is also a high power series that provides the designer with a high electrical capacity in a small space, for use in products such as power supplies and inverters.

The IMO Professional series uses a steel yoke as its fixture for the wire connection, and this enables the product to be maintenance free by offering an anti-vibration system preventing the wire from loosening whilst allowing for a large contact area and high reliability connection.

All of these series products conform to IEC 60998 and UL 1059 requirements and have obtained international approvals from bodies such as UL and VDE.

Most of the IMO Professional series are manufactured as standard in 2-pole and 3-pole versions, and using combinations of these two units, various lengths can be made. However, should the application require it, typically in mass production, IMO can supply the products in a single moulding, whilst at the same time we can also offer the service of printing and marking on the terminal blocks.

As the IMO Professional series uses a high reliability connection method, along with modern manufacturing techniques, this makes the product quality very stable and therefore suitable for industrial controls and information technology applications.

Die IMO Platinen-Klemmleisten aus der Reihe „Professional" gibt es mit Rasterabständen von 3,5mm; 3,81mm; 5,00mm; 6,35mm; 7,50mm; 9,50mm; 10,00mm und 10,16 mm mit Kabeleinführungen in den Winkeln 90˚, 135˚ und 180˚.

Durch den möglichen Einbau auf 1, 2 oder 3 Ebenen bietet die IMO Modellreihe "Professional" viele Einsatzmöglichkeiten.

Diese Klemmleisten sind für Adernquerschnitte von 28AWG bis 6AWG geeignet. Zudem gibt es eine Ausführung, die trotz geringen Platzbedarfs für hohe Ströme und damit für Netzteile und Umrichter geeignet ist.

In der IMO Modellreihe „Professional" kommen Stahlbügel für den Kabelanschluss zum Einsatz. Dadurch ist dieses Produkt wartungsfrei und verhindert ein Lösen des Kabels auch bei starken Vibrationen. So ergibt sich eine große Kontaktfläche mit hoher Zuverlässigkeit.

Die gesamte Modellreihe entspricht den Anforderungen von IEC 60998 und UL 1059 und ist nach UL und VDE international zugelassen.

Die meisten Klemmleisten aus der IMO Reihe „Professional" werden in 2- und 3-poliger Ausführung hergestellt. Durch die Kombination dieser beiden Ausführungen können verschiedene Längen zusammengestellt werden. Bei größeren Mengen kann IMO jedoch diese Produkte auch als komplette Formstücke liefern, ggf. auch mit Aufdruck und Anschlussbezeichnungen.

Durch die äußerst zuverlässige Verbindungstechnik und moderne Herstellung der IMO Reihe "Professional" sind diese Produkte äußerst stabil und für die industrielle Steuerung sowie für Anwendungen in der Informationstechnik geeignet.

La série Professional de borniers pour circuit imprimé propose des pas de 3,5 mm, 3,81 mm, 5 mm, 6,35 mm, 7,50 mm, 9,50 mm, 10 mm et 10,16 mm avec une entrée de câble à 90˚, 135˚ et 180˚.

Avec ses structures à un, deux et trois niveaux, la série IMO Professional vous offre plusieurs options adaptées à votre application.

Les borniers acceptent plusieurs dimensions de câble, de 28AWG à 6AWG, et la série haute puissance offre une grande capacité électrique dans un espace restreint pour des produits tels que les alimentations électriques et les variateurs.

La culasse en acier utilisée pour la connexion du câble permet aux produits de la série IMO Professional d'être sans entretien grâce à un système anti-vibration qui empêche le câble de se desserrer tout en assurant une large zone de contact et une connexion extrèmement fiable.

Tous les produits de cette série sont conformes aux normes IEC 60998 et UL 1059 et ont reçu une homologation internationale d'organismes, tels que UL et VDE.

La plupart des produits de la série IMO Professional sont fabriqués en série en versions bi- et tripolaires et, en combinant ces deux unités, on peut obtenir diverses longueurs. Cependant si l'application le réclame, comme c'est souvent le cas pour la production de masse, IMO peut fournir des produits moulés en un seul bloc ainsi que des borniers imprimés et gravés.

La série IMO Professional est équipée d'une connexion haute fiabilité qui, associée aux techniques de production modernes, assure au produit une extrême stabilité qui le rend idéal pour les applications de commandes industrielles et informatiques.

Le serie di morsettiere per circuiti stampati IMO Professional sono disponibili con passi di 3,5 mm; 3,81 mm; 5,00 mm; 6,35 mm; 7,50 mm; 9,50 mm; 10,00 mm e 10,16 mm con entrata conduttore a 90˚, 135˚ e 180˚.

Disponibile in modelli a uno, due o tre livelli, la serie IMO Professional vi offre tutte le opzioni necessarie per le vostre applicazioni.

Le morsettiere possono accettare conduttori di varie dimensioni da 28AWG a 6AWG. È prevista anche una serie per alte potenze che offre al progettista una elevata capacità elettrica in uno spazio molto ridotto, ideale per l'utilizzo in prodotti quali alimentatori e inverter.

La serie IMO Professional utilizza un giogo in acciaio per il fissaggio del conduttore. Questo tipo di connessione è resistente alle vibrazioni, e previene il distacco del conduttore, eliminando la necessita di manutenzioni, offre inoltre una grande superficie di contatto assicurando un eccellente ed affidabile contatto elettrico.

Tutti i prodotti di queste serie, sono conformi alle normative IEC 60998 e UL 1059 e sono omologati da organismi internazionali quali UL e VDE. La maggior parte dei prodotti delle serie IMO Professional sono prodotti in versione a 2 e 3 poli e possono essere liberamente abbinati per soddisfare le piu svariate esigenze. Ciononostante, in caso di esigenze specifiche, ad esempio produzioni di massa, IMO è in grado di fornire il prodotto prestampato in versione monoblocco nella configurazione desiderata, eventualmente anche applicando sul connettore le marcature desiderate. Il metodo di connessione ad elevata affidabilità e le tecniche di produzione più avanzate utilizzate nella serie IMO Professional conferiscono a questo prodotto una grande stabilità, rendendolo ideale per l'utilizzo in applicazioni informatiche e di controllo industriale.



Rising Clamp PCB Terminal Blocks

				21.551M	20.552M	20.553M	21.559M	21.558M	21.557M	21.553M
										
					cULus	cULus	cULus DVE Pending	cULus DVE Pending	cULus DVE Pending	cULus
				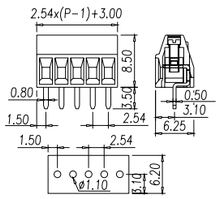	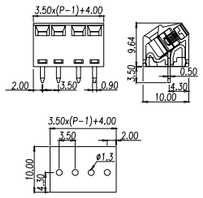	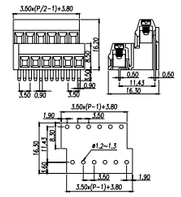	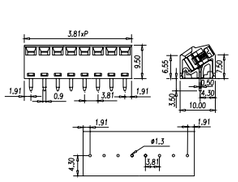	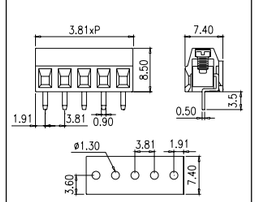	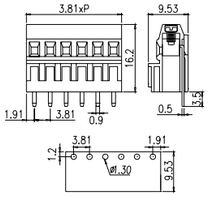	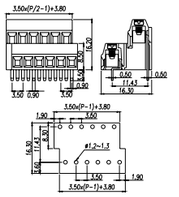
Pitch	Höhe	Pas	Passo	2.54mm	3.50mm	3.50mm	3.81mm	3.81mm	3.81mm	3.81mm
Technical data	**Technische Daten**	**Documentation technique**	**Dati tecnici**	**UL** **IEC**	**UL** **IEC**	**UL** **IEC**	**UL** **IEC**	**UL** **IEC**	**UL** **IEC**	**UL** **IEC**
Rated voltage	Nennspannung	Tension assignée	Tensione nominale	150V 130V	300V 130V	300V 130V	300V 250V	300V 250V	300V 250V	300V 130V
Rated current	Nennstrom	Courant assigné	Corrente nominale	8A	10A 10A	10A 10A	12A 14A	12A 14A	12A 14A	12A 10A
Wire range	Drahtbereich	Gamme des fils	Tipi di cavo	1.5mm²	1.5mm²	1.5mm²	1.5mm²	1.5mm²	1.5mm²	1.5mm²
Solid wire (AWG)	Massivdraht (AWG)	Fil rigide (AWG)	Cavo rigido (AWG)	28-16	30-16	30-16	30-16	30-16	30-16	30-16
Stranded wire (AWG)	Normaldraht (AWG)	Fil standard (AWG)	Cavo standard (AWG)	28-16	30-16	30-16	30-16	30-16	30-16	30-16
Rated surge voltage (UL/IEC/max)	Bemessungsstossspannung (max)	Surtention nominale (max)	Sovratensione nominale (max)	1.3/1.25kV	1.6/1.25/3kV	1.6/1.25/3kV	1.6/1.25/3kV	1.6/1.25/3kV	1.6/1.25/3kV	1.6/1.25/3kV
Torque (Nm)	Drehmoment	Couple	Coppia	0.2	0.2	0.2	0.2	0.2	0.2	0.2
Screw	Schraube	Vis	Vite	M1.6	M2	M2	M2	M2	M2	M2
Wire Strip length	Drahtabisolierlänge	Longueur isolée du fil	Lunghezza spellaggio cavo	4-5mm	4-5mm	4-5mm	6-7mm	6-7mm	6-7mm	6-7mm
Part no.	**Artikelbez**	**Numéro d'identification**	**Part. No.**							
Pole	Pol	Pôle	Polo	21.551M/2	20.552M/2	20.553M/2	21.559M/2	21.558M/2	21.557M/2	21.553M/2
				21.551M/24	20.552M/24	20.553M/24	21.559M/24	21.558M/24	21.557M/24	21.553M/24

				21.554M	21.560M	21.556M	20.251M 21.251M	21.250M	21.252M	20.351M 21.351M
					Picture not available					
				cULus	cULus	cULus	cULus	cULus DVE	cULus DVE	cULus SP
				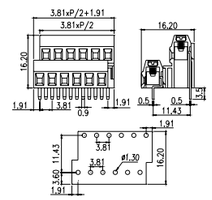	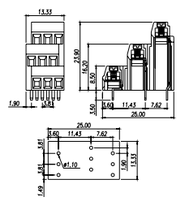	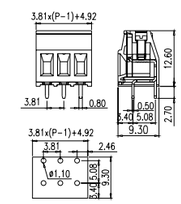	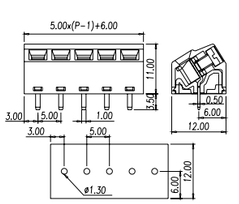	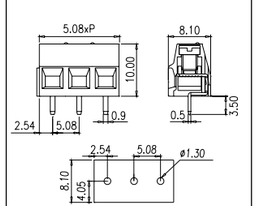	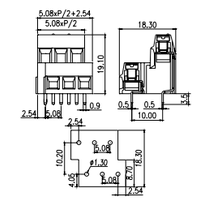	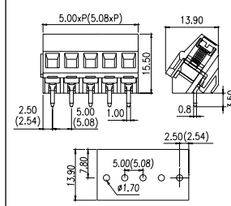
Pitch	Höhe	Pas	Passo	3.81mm	3.81mm	3.81mm	5.00mm (5.08mm)	5.08mm	5.08mm	5.00mm (5.08mm)
Technical data	**Technische Daten**	**Documentation technique**	**Dati tecnici**	**UL** **IEC**	**UL** **IEC**	**UL** **IEC**	**UL** **IEC**	**UL** **IEC**	**UL** **IEC**	**UL** **IEC**
Rated voltage	Nennspannung	Tension assignée	Tensione nominale	300V 130V	300V 130V	300V 130V	300V 250V	300V 250V	300V 250V	300V 230V
Rated current	Nennstrom	Courant assigné	Corrente nominale	12A 10A	12A 10A	10A 8A	13.5A 12A	13.5A 14A	13.5A 14A	20A 10A
Wire range	Drahtbereich	Gamme des fils	Tipi di cavo	1.5mm²	1.5mm²	1.5mm²	2.5mm²	1.5mm²	1.5mm²	2.5mm²
Solid wire (AWG)	Massivdraht (AWG)	Fil rigide (AWG)	Cavo rigido (AWG)	30-16	30-16	28-16	30-14	26-18	26-18	24-12
Stranded wire (AWG)	Normaldraht (AWG)	Fil standard (AWG)	Cavo standard (AWG)	30-16	30-16	28-16		26-18	26-18	24-12
Rated surge voltage (UL/IEC/max)	Bemessungsstossspannung (max)	Surtention nominale (max)	Sovratensione nominale (max)	1.6/1.25/3kV	1.6/1.25/3kV	1.6/1.25kV	1.6/2/3kV	1.6/2/3kV	1.6/2/3kV	1.6/2/3kV
Torque (Nm)	Drehmoment	Couple	Coppia	0.2	0.2	0.2	0.5	0.5	0.5	0.5
Screw	Schraube	Vis	Vite	M2	M2	M2	M2.5	M2.5	M2.5	M2.5
Wire Strip length	Drahtabisolierlänge	Longueur isolée du fil	Lunghezza spellaggio cavo	6-7mm	4-5mm	4-5mm	5-6mm	6-7mm	6-7mm	6-7mm
Part no.	**Artikelbez**	**Numéro d'identification**	**Part. No.**							
Pole	Pol	Pôle	Polo	21.554M/2	21.560M/3	21.556M/2	20.251M/2 (21.251M/2)	21.250M/2	21.252M/2	20.351M/2 (21.351M/2)
				21.554M/24	21.560M/36	21.556M/24	20.251M/24 (21.251M/24)	21.250M/24	21.252M/24	20.351M/24 (21.351M/24)

Rising Clamp PCB Terminal Blocks

				20.350M 21.350M	20.355M 21.355M	20.783M 21.783M	20.793M 21.793M	20.352M 21.352M	20.353M 21.353M	20.751M 21.751M
										
				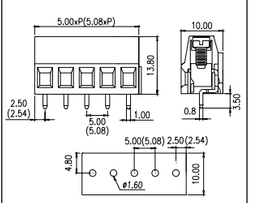	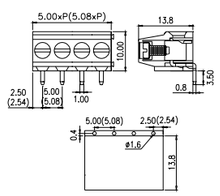	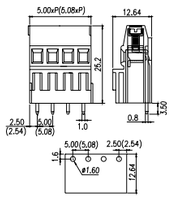	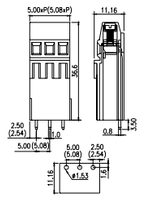	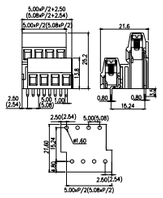	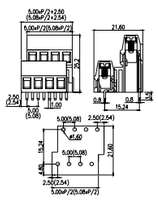	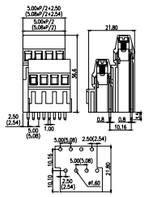
Pitch	Höhe	Pas	Passo	5.00mm (5.08mm)	5.00mm (5.08mm)	5.00mm (5.08mm)	5.00mm (5.08mm)	5.00mm (5.08mm)	5.00mm (5.08mm)	5.00mm (5.08mm)
Technical data	**Technische Daten**	**Documentation technique**	**Dati tecnici**	**UL IEC**	**UL IEC**	**UL IEC**	**UL IEC**	**UL IEC**	**UL IEC**	**UL IEC**
Rated voltage	Nennspannung	Tension assignée	Tensione nominale	300V 250V	300V 250V	300V 250V	300V 250V	300V 250V	300V 250V	300V 250V
Rated current	Nennstrom	Courant assigné	Corrente nominale	20A 24A	20A 10A	20A 10A	20A 10A	20A 10A	20A 10A	20A 10A
Wire range	Drahtbereich	Gamme des fils	Tipi di cavo	2.5mm²	2.5mm²	2.5mm²	2.5mm²	2.5mm²	2.5mm²	2.5mm²
Solid wire (AWG)	Massivdraht (AWG)	Fil rigide (AWG)	Cavo rigido (AWG)	24-12	24-12	24-12	24-12	24-12	24-12	24-12
Stranded wire (AWG)	Normaldraht (AWG)	Fil standard (AWG)	Cavo standard (AWG)	24-12	24-12	24-12	24-12	24-12	24-12	24-12
Rated surge voltage (UL/IEC/max)	Bemessungsstossspannung (max)	Surtention nominale (max)	Sovratensione nominale (max)	1.6/2/3kV	1.6/2/4kV	1.6/2/4kV	1.6/2/4kV	1.6/2/4kV	1.6/2/4kV	1.6/2/4kV
Torque (Nm)	Drehmoment	Couple	Coppia	0.5	0.5	0.5	0.5	0.5	0.5	0.5
Screw	Schraube	Vis	Vite	M2.5	M2.5	M2.5	M2.5	M2.5	M2.5	M2.5
Wire Strip length	Drahtabisolierlänge	Longueur isolée du fil	Lunghezza spellaggio cavo	6-7mm	6-7	6-7mm	6-7mm	6-7	6-7mm	6-7mm
Part no.	**Artikelbez**	**Numéro d'identification**	**Part. No.**							
Pole	Pol	Pôle	Polo	20.350M/2 (21.350M/2)	20.355M/2 (21.355M/2)	20.783M/2 (21.783M/2)	20.793M/2 (21.793M/2)	20.352M/2 (21.352M/2)	20.353M/2 (21.353M/2)	20.751M/2 (21.751M/2)
				20.350M/24 (21.350M/24)	20.355M/24 (21.355M/24)	20.783M/24 (21.783M/24)	20.793M/24 (21.793M/24)	20.352M/24 (21.352M/24)	20.353M/24 (21.353M/24)	20.751M/24 (21.751M/24)

				20.752M 21.752M	20.753M 21.753M	20.354M	20.700M 21.700M	21.705M	21.750M	21.754M
										
				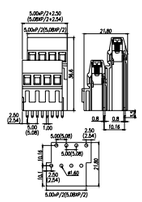	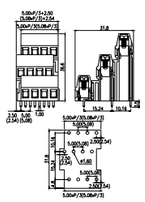	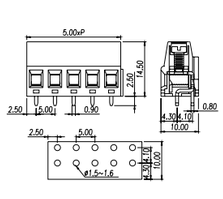	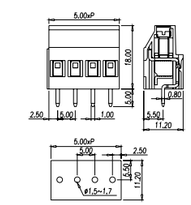	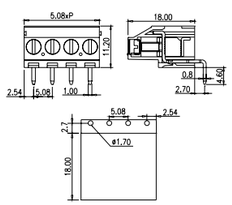	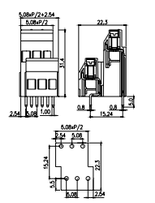	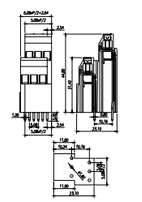
Pitch	Höhe	Pas	Passo	5.00mm (5.08mm)	5.00mm (5.08mm)	5.00mm	5.00mm (5.08mm)	5.08mm	5.08mm	5.08mm
Technical data	**Technische Daten**	**Documentation technique**	**Dati tecnici**	**UL IEC**	**UL IEC**	**UL IEC**	**UL IEC**	**UL IEC**	**UL IEC**	**UL IEC**
Rated voltage	Nennspannung	Tension assignée	Tensione nominale	300V 250V	300V 250V	300V 250V	300V 250V	300V 250V	300V 250V	300V 250V
Rated current	Nennstrom	Courant assigné	Corrente nominale	20A 10A	20A 10A	20A 12A	25A 24A	25A 24A	25A 24A	25A 24A
Wire range	Drahtbereich	Gamme des fils	Tipi di cavo	2.5mm²	2.5mm²	2.5mm²	4.0mm²	4.0mm²	4.0mm²	4.0mm²
Solid wire (AWG)	Massivdraht (AWG)	Fil rigide (AWG)	Cavo rigido (AWG)	24-12	24-12	24-12	24-12	24-12	24-12	24-12
Stranded wire (AWG)	Normaldraht (AWG)	Fil standard (AWG)	Cavo standard (AWG)	24-12	24-12	24-12	24-12	24-12	24-12	24-12
Rated surge voltage (UL/IEC/max)	Bemessungsstossspannung (max)	Surtention nominale (max)	Sovratensione nominale (max)	1.6/2/4kV	1.6/2/4kV	1.6/2/3kV	1.6/2/4kV	1.6/2/4kV	1.6/2/4kV	1.6/2/4kV
Torque (Nm)	Drehmoment	Couple	Coppia	0.5	0.5	0.5	0.5	0.5	0.5	0.5
Screw	Schraube	Vis	Vite	M2.5	M2.5	M2.5	M2.5	M2.5	M2.5	M2.5
Wire Strip length	Drahtabisolierlänge	Longueur isolée du fil	Lunghezza spellaggio cavo	6-7mm	6-7mm	6-7mm	6-7mm	6-7mm	6-7mm	6-7mm
Part no.	**Artikelbez**	**Numéro d'identification**	**Part. No.**							
Pole	Pol	Pôle	Polo	20.752M/2 (21.752M/2)	20.753M/3 (21.753M/3)	20.354M/2	20.700M/2 (21.700M/2)	21.705M/2	21.750M/2	21.754M/2
				20.752M/24 (21.752M/24)	20.753M/36 (21.753M/36)	20.354M/16	20.700M/24 (21.700M/24)	21.705M/24	21.750M/24	21.754M/24

Rising Clamp PCB Terminal Blocks

				21.755M	20.710M	21.756M	21.840M	20.841M 21.841M	20.842M	20.843M 21.843M
										
Pitch	Höhe	Pas	Passo	5.08mm	7.50mm	5.08mm	6.35mm	7.50mm (7.62mm)	9.50mm	10.00mm (10.16mm)
Technical data	**Technische Daten**	**Documentation technique**	**Dati tecnici**	**UL IEC**	**UL IEC**	**UL IEC**	**UL IEC**	**UL IEC**	**UL IEC**	**UL IEC**
Rated voltage	Nennspannung	Tension assignée	Tensione nominale	300V 250V	300V 450V	600V 250V	300V 450V	600V 750V	300V 750V	600V 750V
Rated current	Nennstrom	Courant assigné	Corrente nominale	25A 24A	25A 24A	23A 24A	30A 32A	30A 32A	30A 32A	40A 57A
Wire range	Drahtbereich	Gamme des fils	Tipi di cavo	4.0mm²	4.0mm²	4.0mm²	4.0mm²	4.0mm²	4.0mm²	10mm²
Solid wire (AWG)	Massivdraht (AWG)	Fil rigide (AWG)	Cavo rigido (AWG)	24-12	24-12	26-12	26-10	24-10	26-10	20-6
Stranded wire (AWG)	Normaldraht (AWG)	Fil standard (AWG)	Cavo standard (AWG)	24-12	24-12	26-12	26-10	24-10	26-10	20-6
Rated surge voltage (UL/IEC/max)	Bemessungsstossspannung (max)	Surtention nominale (max)	Sovratensione nominale (max)	1.6/2/4kV	1.6/2.5kV	2.2/2/4kV	1.6/2.5/4kV	2.2/3/4kV	2.2/3/4kV	2.2/3/4kV
Torque (Nm)	Drehmoment	Couple	Coppia	0.5	0.4	0.8	0.8	1.4	0.5	1.8
Screw	Schraube	Vis	Vite	M2.5	M2.5	M3	M3	M3.5	M3	M4
Wire Strip length	Drahtabisolierlänge	Longueur isolée du fil	Lunghezza spellaggio cavo	6-7mm	6-7mm	10-11mm	10-11mm	10-11mm	6-7mm	10-11mm
Part no.	**Artikelbez**	**Numéro d'identification**	**Part. No.**							
Pole	Pol	Pôle	Polo	21.755M/3	20.710M/2	21.756M/2	21.840M/2	20.841M/2 (21.841M/2)	20.842M/2	20.843M/2 (21.843M/2)
				21.755M/36	20.710M/24	21.756M/24	21.840M/24	20.841M/24 (21.841M/24)	20.842M/24	20.843M/24 (21.843M/24)

				20.356M	20.357M	20.502M	20.503M	20.590M	20.2250MH	20.2275MH
										
Pitch	Höhe	Pas	Passo	7.50mm	7.50mm	5.00mm	5.00mm	5.00mm	5.00mm	7.50mm
Technical data	**Technische Daten**	**Documentation technique**	**Dati tecnici**	**UL IEC**	**UL IEC**	**UL IEC**	**UL IEC**	**UL IEC**	**UL IEC**	**UL IEC**
Rated voltage	Nennspannung	Tension assignée	Tensione nominale	300V 250V	300V 250V	300V 250V	300V 250V	300V 250V	300V 250V	300V 450V
Rated current	Nennstrom	Courant assigné	Corrente nominale	10A 24A	10A 24A	8A 17.5A	8A 17.5A	8A 17.5A	20A 16A	20A 16A
Wire range	Drahtbereich	Gamme des fils	Tipi di cavo	2.5mm²	2.5mm²	1.5mm²	1.5mm²	1.5mm²	2.5mm²	2.5mm²
Solid wire (AWG)	Massivdraht (AWG)	Fil rigide (AWG)	Cavo rigido (AWG)	24-12	24-12	26-14	26-14	26-14	22-12	22-12
Stranded wire (AWG)	Normaldraht (AWG)	Fil standard (AWG)	Cavo standard (AWG)	24-12	24-12	26-14	26-14	26-14	22-12	22-12
Rated surge voltage (UL/IEC/max)	Bemessungsstossspannung (max)	Surtention nominale (max)	Sovratensione nominale (max)	1.6/2/4kV	1.6/2/4kV	1.6/2/3kV	1.6/2/3kV	1.6/2/3kV	1.6/2/3kV	1.6/2.5/4kV
Torque (Nm)	Drehmoment	Couple	Coppia	0.5	0.5	0.5	0.5	0.5	0.5	0.5
Screw	Schraube	Vis	Vite	M2.5	M2.5	M2.5	M2.5	M2.5	M2.5	M2.5
Wire Strip length	Drahtabisolierlänge	Longueur isolée du fil	Lunghezza spellaggio cavo	6-7mm	6-7mm	6-7mm	6-7mm	6-7mm	10-11mm	10-11mm
Part no.	**Artikelbez**	**Numéro d'identification**	**Part. No.**							
Pole	Pol	Pôle	Polo	20.356M/2	20.357M/2	20.502M/2	20.503M/2	20.590M/2	20.2250MH/2	20.2275MH/2
				20.356M/24	20.357M/24	20.502M/24	20.503M/24	20.590M/24	20.2250MH/24	20.2275MH/24