Screwless Terminal Blocks (Push Fit)
Schraublose Klemmleisten (Gleitsitz)
Borniers sans vis (à pression)
Morsetti senza vite a pressione



Mini Screwless, or push-fit, use a simple spring type clamp mechanism. The IMO 4000 and 5000 series terminal products are available with 2.54mm, 3.81mm, 3.96mm, 5.00mm, 7.50mm, 7.62mm pitches and allow ferruled or solid wires to be inserted into the block directly without the assistance of a lever. Flexible wires can also be accommodated within the block by the use of the lever to assist in the clamping action.

Within the 4000 and 5000 series range there is also a no-lever design which reduces the height of the housing for applications with limited space.

Removal of wire, is also easily facilitated, by pressing down the clamp with a screwdriver. Most of the screwless type terminals are assembled using single-pole units that allows for easy assembly of extended length product.

These products are designed according to IEC 60998 and UL 5059 standards, and the devices are UL and VDE approved.

The convenient wire connection method of this product is suitable for telecommunication systems, lighting systems, security and architectural wiring.

Die Einsteck-Klemmleisten aus der Reihe „Mini Screwless" verwenden einen simplen Federklemmenmechanismus. Die Produkte aus den IMO Reihen 4000 und 5000 sind mit Rasterabständen von 2,54mm; 3,81mm; 3,96mm; 5,00mm; 7,50mm und 7,62mm erhältlich und ermöglichen den Anschluss von Volldrähten und Drähten mit Aderendhülse ohne Hebel. Aber auch Litzen können mit Hilfe des Hebels an diese Klemmleisten angeschlossen werden.

Innerhalb der Reihen 4000 und 5000 gibt es jedoch auch eine hebelfreie Ausführung die aufgrund der geringeren Höhe für beengte Platzverhältnisse geeignet ist.

Das Abziehen der Drähte geschieht ganz einfach indem man mit einem Schraubenzieher auf die Feder drückt. Die meisten schraubenlosen Klemmleisten sind einpolig ausgeführt und können leicht zu beliebigen Längen zusammengestellt werden.

Diese Produkte entsprechen den Anforderung nach IEC 60998 und UL 5059 und sind durch UL und VDE zugelassen.

Durch den unkomplizierten Anschluss eignen sich diese Produkte vornehmlich für Telekommunikationsanlagen, Beleuchtungs- und Sicherheitssysteme sowie für die Gebäudeverdrahtung.

Le mini-bornier sans vis, ou encliquable, utilise un simple mécanisme de blocage par ressort. Les produits des séries IMO 4000 et 5000 existent avec des pas de 2,54 mm, 3,81 mm, 3,96 mm, 5 mm, 7,50 mm, 7,62 mm et permettent d'insérer des câbles à bagues ou pleins directement dans le bornier sans l'assistance d'un levier. Ils peuvent aussi accepter des câbles souples grâce à un levier qui facilite l'action de blocage.

Les gammes 4000 et 5000 proposent aussi un produit sans levier avec une hauteur de logement réduite pour les applications avec un espace restreint.

Le retrait du câble est également facilité : il suffit d'appuyer sur la bride de blocage avec un tournevis. La plupart des borniers sans vis sont montés avec des unités monopolaires qui permettent de monter facilement un produit plus long.

Ces produits sont conformes aux normes IEC 60998 et UL 5059 et sont homologués UL et VDE.

Le système de connexion pratique de ce produit le rend idéal pour les systèmes de télécommunications, d'éclairage, de sécurité et de câblage dans le bâtiment.

Le mini morsettiere a innesto senza viti, utilizzano un semplice meccanismo di bloccaggio a molla. Le morsettiere delle serie IMO 4000 e 5000 sono disponibili in passi di 2,54 mm; 3,81 mm; 3,96 mm; 5,00 mm, 7,50 mm e 7,62 mm e consentono l'innesto di conduttori rigidi o con capocorda direttamente nel morsetto senza l'impiego della levetta. È possibile l'inserimento, anche di conduttori flessibili, utilizzando l'apposita levetta per facilitarne il bloccaggio.

Le serie 4000 e 5000 prevedono anche modelli senza levetta con profilo ridotto, per tutte le applicazioni in cui lo spazio è limitato.

L'estrazione del conduttore, è facilitata dalla pressione sulla molla con un cacciavite. La maggior parte dei morsetti senza viti, consiste di unità unipolari che consentono la facile configurazione di prodotti con il numero di poli desiderato.

Questi prodotti, sono progettati in conformità con le normative IEC 60998 e UL 5059 e sono omologati UL e VDE.

Il comodo metodo di connessione del conduttore in questi prodotti li rende ideali per l'utilizzo in applicazioni di telecomunicazioni, illuminazione, sicurezza e ingegneria civile.

Screwless Terminal Blocks (Push Fit)

				21.4200M	21.4201M	21.4200MF	21.5100M	21.5200M	21.5300M	21.5400M
										
				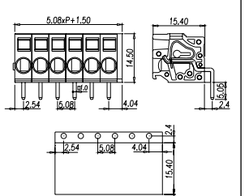	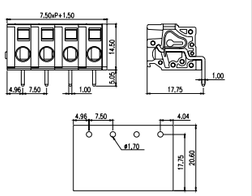	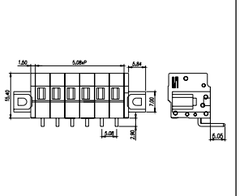	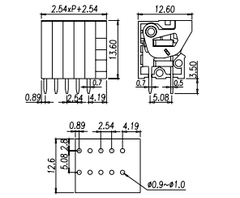	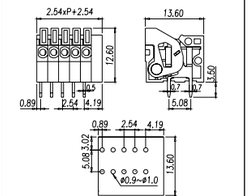	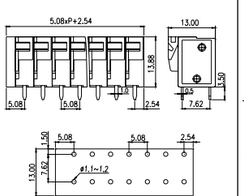	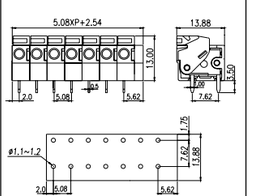
Pitch	Höhe	Pas	Passo	5.08mm	7.50mm	5.08mm	2.54mm	2.54mm	5.08mm	5.08mm
Technical data	**Technische Daten**	**Documentation technique**	**Dati tecnici**	**UL / IEC**	**UL / IEC**	**UL / IEC**	**UL / IEC**	**UL / IEC**	**UL / IEC**	**UL / IEC**
Rated voltage	Nennspannung	Tension assignée	Tensione nominale	300V / 450V	300V / 450V	300V / 450V	150V / 130V	150V / 130V	300V / 450V	300V / 450V
Rated current	Nennstrom	Courant assigné	Corrente nominale	14A / 12A	14A / 12A	14A / 12A	2A / 4A	2A / 4A	10A / 16A	10A / 16A
Wire range	Drahtbereich	Gamme des fils	Tipi di cavo	1.5mm²	2.5mm²	1.5mm²	0.5mm²	0.5mm²	2.5mm²	2.5mm²
Solid wire (AWG)	Massivdraht (AWG)	Fil rigide (AWG)	Cavo rigido (AWG)	28-14	28-12	28-14	26-20	26-20	22-14	22-14
Stranded wire (AWG)	Normaldraht (AWG)	Fil standard (AWG)	Cavo standard (AWG)		28-12		26-20	26-20	22-14	22-14
Rated surge voltage (UL/IEC/max)	Bemessungsstossspannung (max)	Surtention nominale (max)	Sovratensione nominale (max)	1.6/2.5/4kV	1.6/2.5/4kV	1.6/2.5/4kV	1.3/1.25/2kV	1.3/1.25/2kV	1.6/2.5/4kV	1.6/2.5/4kV
Wire Strip length	Drahtabisolierlänge	Longueur isolée du fil	Lunghezza spellaggio cavo	8-9mm	8-9mm	8-9mm	9-10mm	9-10mm	6-7mm	6-7mm
Part no.	**Artikelbez**	**Numéro d'identification**	**Part. No.**							
Pole	Pol	Pôle	Polo	21.4200M/2	21.4201M/2	21.4200MF/2	21.5100M/2	21.5200M/2	21.5300M/2	21.5400M/2
				21.4200M/24	21.4201M/24	21.4200MF/24	21.5100M/24	21.5200M/24	21.5300M/24	21.5400M/24

				21.5500M	21.5600M	21.4200M	21.4300M	20.4100M	20.4400M	21.4102M
										
				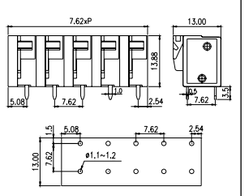	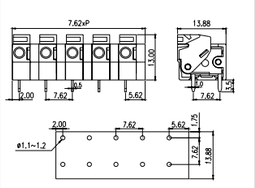	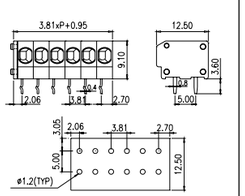	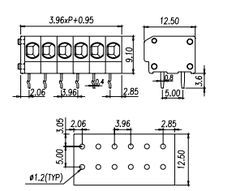	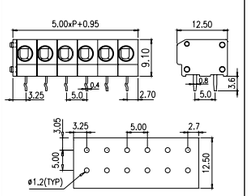	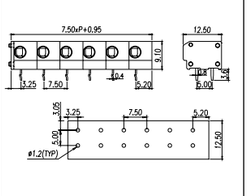	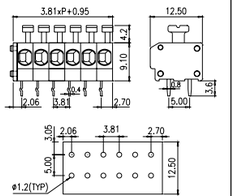
Pitch	Höhe	Pas	Passo	7.62mm	7.62mm	3.81mm	3.96mm	5.00mm	7.50mm	3.81mm
Technical data	**Technische Daten**	**Documentation technique**	**Dati tecnici**	**UL / IEC**	**UL / IEC**	**UL / IEC**	**UL / IEC**	**UL / IEC**	**UL / IEC**	**UL / IEC**
Rated voltage	Nennspannung	Tension assignée	Tensione nominale	300V / 750V	300V / 750V	300V / 250V	300V / 250V	300V / 450V	300V / 450V	300V / 250V
Rated current	Nennstrom	Courant assigné	Corrente nominale	10A / 12A	10A / 12A	10A / 17.5A	10A / 17.5A	10A / 24A	10A / 24A	10A / 17.5A
Wire range	Drahtbereich	Gamme des fils	Tipi di cavo	2.5mm²	2.5mm²	1.5mm²	1.5mm²	2.5mm²	2.5mm²	1.5mm²
Solid wire (AWG)	Massivdraht (AWG)	Fil rigide (AWG)	Cavo rigido (AWG)	22-14	22-14	20-14	20-14	20-14	20.14	20-14
Stranded wire (AWG)	Normaldraht (AWG)	Fil standard (AWG)	Cavo standard (AWG)	22-14	22-14	20-14	20-14	20-14	20.14	20-14
Rated surge voltage (UL/IEC/max)	Bemessungsstossspannung (max)	Surtention nominale (max)	Sovratensione nominale (max)	1.6/3/4kV	1.6/3/4kV	1.6/2/4kV	1.6/2/4kV	1.6/2.5/4kV	1.6/2.5/4kV	1.6/2/4kV
Wire Strip length	Drahtabisolierlänge	Longueur isolée du fil	Lunghezza spellaggio cavo	6-7mm	6-7mm	6-7mm	6-7mm	6-7mm	6-7mm	6-7mm
End cover	Endabdeckung	Plaquette d'extrémité	Copertura			21.4200EP	21.4300EP	20.4100EP	20.4400EP	21.4102EP
Part no.	**Artikelbez**	**Numéro d'identification**	**Part. No.**							
Pole	Pol	Pôle	Polo	21.5500M/2	21.5600M/2	21.4200M/2	21.4300M/2	20.4100M/2	20.4400M/2	21.4102M/2
				21.5500M/24	21.5600M/24	21.4200M/24	21.4300M/24	20.4100M/24	20.4400M/24	21.4102M/24

Screwless Terminal Blocks (Push Fit)

				21.4103M	20.4101M	21.4104M	20.4500M	20.4105M
								
								
				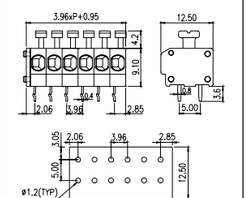	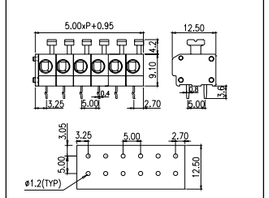	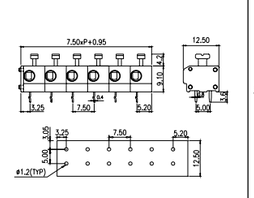	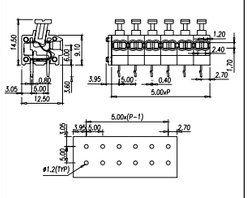	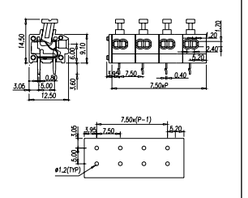
Pitch	Höhe	Pas	Passo	3.96mm	5.00mm	7.50mm	5.00mm	7.50mm
Technical data	**Technische Daten**	**Documentation technique**	**Dati tecnici**	**UL** **IEC**	**UL** **IEC**	**UL** **IEC**	**UL** **IEC**	**UL** **IEC**
Rated voltage	Nennspannung	Tension assignée	Tensione nominale	300V 250V	300V 450V	300V 450V	300V 450V	300V 750V
Rated current	Nennstrom	Courant assigné	Corrente nominale	10A 17.5A	10A 24A	10A 24A	10A 12A	10A 12A
Wire range	Drahtbereich	Gamme des fils	Tipi di cavo	1.5mm²	2.5mm²	2.5mm²	0.75mm²	0.75mm²
Solid wire (AWG)	Massivdraht (AWG)	Fil rigide (AWG)	Cavo rigido (AWG)	20-14	20-14	20-14	24-18	24-18
Stranded wire (AWG)	Normaldraht (AWG)	Fil standard (AWG)	Cavo standard (AWG)	20-14	20-14	20-14	24-18	24-18
Rated surge voltage (UL/IEC/max)	Bemessungsstossspannung (max)	Surtention nominale (max)	Sovratensione nominale (max)	1.6/2/4kV	1.6/2.5/4kV	1.6/2.5/4kV	1.6/3/3kV	1.6/3/3kV
Wire Strip length	Drahtabisolierlänge	Longueur isolée du fil	Lunghezza spellaggio cavo	6-7mm	6-7mm	6-7mm	9-10mm	9-10mm
End cover	Endabdeckung	Plaquette d'extrémité	Copertura	21.4103EP	20.4101EP	21.4104EP	21.4500EP	21.4105EP
Part no.	**Artikelbez**	**Numéro d'identification**	**Part. No.**					
Pole	Pol	Pôle	Polo	21.4103M/2	20.4101M/2	21.4104M/2	20.4500M/2	20.4105M/2
				21.4103M/24	20.4101M/24	21.4104M/24	20.4500M/24	20.4105M/24