

Screwless Terminal Blocks (Cage Clamp)
Schraublose Klemmleisten (Käfigklammer)
Borniers sans vis (Type cage clamp)
Morsetti senza vite a gabbia



The IMO 3000 series are a PCB product that uses a spring clamp terminal as the fixture for the wire connections and this product type is convenient to use and offers a maintenance free, anti-vibration highly reliable connection method.

The 3000 series is offered in pitches of 2.50mm, 2.45mm, 5.00mm, 5.08mm, 7.50mm, 7.62mm, 10.00mm and 10.16 and with three wire entry directions, 90˚, 135˚, and 180˚C. For higher density wiring, for applications requiring limited space, IMO have product using two-level, three-level, and four-level connection rows.

The product is in conformance with IEC 60998 and UL 1059 international standards.

The screwless cage clamp terminal blocks are suitable for use with solid, stranded or ferruled wires and therefore are used widely in many applications in the industrial distribution and electrical equipment fields.

Die IMO Reihe 3000 ist für Platinen geeignet und verwendet Federklemmen zum Anschluss der Drähte. Dadurch ist dieses Produkt unkompliziert im Einsatz, wartungsfrei, vibrationssicher und äußerst zuverlässig.

Die Reihe 3000 gibt es mit Rasterabständen von 2,50mm; 2,45mm; 5,00mm; 5,08mm; 7,50mm; 7,62mm; 10,00mm und 10,16 mm mit Kabeleinführung im Winkel von 90˚, 135˚ und 180˚C. Bei beengten Platzverhältnissen kann durch den Einbau auf 2, 3 oder 4 Ebenen eine höhere Kabeldichte erreicht werden.

Dieses Produkt entspricht den internationalen Normen IEC 60998 und UL 1059.

Die schraubenlosen „Cage Clamp" Reihenklemmen eignen sich für den Einsatz mit Volldrähten, Litzen und Aderendhülsen und sind daher in vielen

Bereichen (Kabelverteiler, elektrische Geräte) einsatzfähig.

Les produits de la série IMO 3000 sont des connecteurs de carte de circuit imprimé qui utilisent une bride de blocage à ressort pour les connexions de câble pratiques à utiliser, et qui offrent un système sans entretien et anti-vibration extrêmement fiable.

Les produits de la série 3000 existent avec des pas de 2,50 mm, 2,45 mm, 5 mm, 5,08 mm, 7,50 mm, 7,62 mm, 10 mm et 10,16 mm avec une entrée de câble à 90˚, 135˚, et 180˚C. Pour un câblage de plus forte densité, pour les applications réclamant un espace restreint, IMO propose des produits avec baies de connexion à deux, trois et quatre niveaux.

Ces produits sont conformes aux normes internationales IEC 60998 et UL 1059.

Les borniers sans vis en cage d'écureuil et bride de blocage à ressort conviennent pour les câbles pleins, divisés ou bagués et ils sont donc largement utilisés dans de nombreuses applications dans les secteurs de la distribution industrielle et de l'équipement électrique.

La serie IMO 3000 è un prodotto per circuito stampato, che utilizza un sistema a molla per il bloccaggio del conduttore. Questo prodotto, è di comodo utilizzo e fornisce un metodo di connessione che non richiede manutenzione, resistente alle vibrazioni e altamente affidabile.

La serie 3000, è disponibile con passi di 2,50 mm; 2,45 mm; 5,00 mm; 5,08 mm; 7,50 mm; 7,62 mm; 10,00 mm e 10,16 mm con entrata conduttore a 90˚, 135˚ o 180˚C. Per cablaggi ad alta densità, o per applicazioni in cui lo spazio è limitato, sono disponibili modelli a due, tre e quattro livelli di connessioni.

Il prodotto è conforme alle normative internazionali IEC 60998 e UL 1059.

Le morsettiere senza viti con molla a gabbia sono adatte all'uso con conduttori rigidi, a treccia o con capocorda e sono quindi ampiamente utilizzate in applicazioni di distribuzione industriale e in apparecchiature elettriche.

Screwless Terminal Blocks (Cage Clamp)

	20.3003M 21.3003M	20.3000M 21.3000M	20.3010M 21.3010M	20.3020M 21.3020M	20.3001M 21.3001M	20.3011M 21.3011M	20.3021M 21.3021M
							
	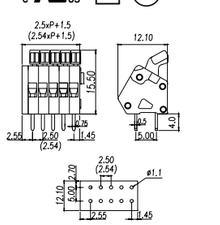	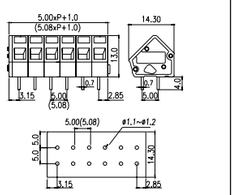	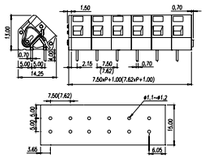	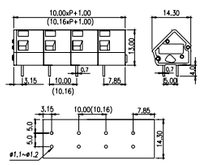	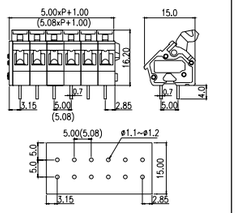	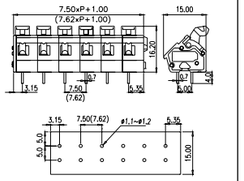	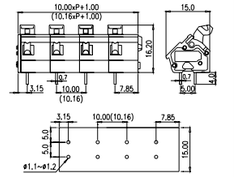
Pitch	2.50mm (2.54mm)	5.00 (5.08mm)	7.50mm (7.62mm)	10.00mm (10.16mm)	5.00mm (5.08mm)	7.50mm (7.62mm)	10.00mm (10.16mm)
Technical data	**UL** **IEC**	**UL** **IEC**	**UL** **IEC**	**UL** **IEC**	**UL** **IEC**	**UL** **IEC**	**UL** **IEC**
Rated voltage	300V 130V	300V 450V	300V 450V	600V 750V	300V 450V	300V 450V	600V 750V
Rated current	4A 6A	15A 24A	15A 24A	15A 24A	15A 24A	15A 24A	15A 24A
Wire range	0.5mm²	2.5mm²	2.5mm²	2.5mm²	2.5mm²	2.5mm²	2.5mm²
Solid wire (AWG)	28-20	28-12	28-12	28-12	28-12	28-12	28-12
Stranded wire (AWG)		28-12	28-12	28-12	28-12	28-12	28-12
Rated surge voltage (UL/IEC/max)	1.6/1.25/2kV	1.6/2.5/3kV	1.6/1.25/4kV	2.2/3/4kV	1.6/2.5/3kV	1.6/2.5/4kV	2.2/3/4kV
Wire strip length	5-6mm	5-6mm	5-6mm	6-7mm	5-6mm	5-6mm	6-7mm
Part no.							
Single Pole without Endcover	20.3003M/1 (21.3003M/1)	20.3000M/1 (21.3000M/1)	20.3010M/1 (21.3010M/1)	20.3020M/1 (21.3020M/1)	20.3001M/1 (21.3001M/1)	20.3011M/1 (21.3011M/1)	20.3021M/1 (21.3021M/1)
End cover	20.33EP	20.30EP	20.30EP	20.30EP	20.30EP	20.30EP	20.30EP
Poles 02	20.3003M/2 (21.3003M/2)	20.3000M/2 (21.3000M/2)	20.3010M/2 (21.3010M/2)	20.3020M/2 (21.3020M/2)	20.3001M/2 (21.3001M/2)	20.3011M/2 (21.3011M/2)	20.3021M/2 (21.3021M/2)
03	20.3003M/3 (21.3003M/3)	20.3000M/3 (21.3000M/3)	20.3010M/3 (21.3010M/3)	20.3020M/3 (21.3020M/3)	20.3001M/3 (21.3001M/3)	20.3011M/3 (21.3011M/3)	20.3021M/3 (21.3021M/3)
04	20.3003M/4 (21.3003M/4)	20.3000M/4 (21.3000M/4)	20.3010M/4 (21.3010M/4)	20.3020M/4 (21.3020M/4)	20.3001M/4 (21.3001M/4)	20.3011M/4 (21.3011M/4)	20.3021M/4 (21.3021M/4)
05	20.3003M/5 (21.3003M/5)	20.3000M/5 (21.3000M/5)	20.3010M/5 (21.3010M/5)	20.3020M/5 (21.3020M/5)	20.3001M/5 (21.3001M/5)	20.3011M/5 (21.3011M/5)	20.3021M/5 (21.3021M/5)
06	20.3003M/6 (21.3003M/6)	20.3000M/6 (21.3000M/6)	20.3010M/6 (21.3010M/6)	20.3020M/6 (21.3020M/6)	20.3001M/6 (21.3001M/6)	20.3011M/6 (21.3011M/6)	20.3021M/6 (21.3021M/6)
07	20.3003M/7 (21.3003M/7)	20.3000M/7 (21.3000M/7)	20.3010M/7 (21.3010M/7)	20.3020M/7 (21.3020M/7)	20.3001M/7 (21.3001M/7)	20.3011M/7 (21.3011M/7)	20.3021M/7 (21.3021M/7)
08	20.3003M/8 (21.3003M/8)	20.3000M/8 (21.3000M/8)	20.3010M/8 (21.3010M/8)	20.3020M/8 (21.3020M/8)	20.3001M/8 (21.3001M/8)	20.3011M/8 (21.3011M/8)	20.3021M/8 (21.3021M/8)
09	20.3003M/9 (21.3003M/9)	20.3000M/9 (21.3000M/9)	20.3010M/9 (21.3010M/9)	20.3020M/9 (21.3020M/9)	20.3001M/9 (21.3001M/9)	20.3011M/9 (21.3011M/9)	20.3021M/9 (21.3021M/9)
10	20.3003M/10 (21.3003M/10)	20.3000M/10 (21.3000M/10)	20.3010M/10 (21.3010M/10)	20.3020M/10 (21.3020M/10)	20.3001M/10 (21.3001M/10)	20.3011M/10 (21.3011M/10)	20.3021M/10 (21.3021M/10)
11	20.3003M/11 (21.3003M/11)	20.3000M/11 (21.3000M/11)	20.3010M/11 (21.3010M/11)	20.3020M/11 (21.3020M/11)	20.3001M/11 (21.3001M/11)	20.3011M/11 (21.3011M/11)	20.3021M/11 (21.3021M/11)
12	20.3003M/12 (21.3003M/12)	20.3000M/12 (21.3000M/12)	20.3010M/12 (21.3010M/12)	20.3020M/12 (21.3020M/12)	20.3001M/12 (21.3001M/12)	20.3011M/12 (21.3011M/12)	20.3021M/12 (21.3021M/12)
Optional colour	20.3003M/xx-GN (21.3003M/xx-GN)	20.3000M/xx-GN (21.3000M/xx-GN)	20.3010M/xx-GN (21.3010M/xx-GN)	20.3020M/xx-GN (21.3020M/xx-GN)	20.3001M/xx-GN (21.3001M/xx-GN)	20.3011M/xx-GN (21.3011M/xx-GN)	20.3021M/xx-GN (21.3021M/xx-GN)
	20.3003M/xx-RD (21.3003M/xx-RD)	20.3000M/xx-RD (21.3000M/xx-RD)	20.3010M/xx-RD (21.3010M/xx-RD)	20.3020M/xx-RD (21.3020M/xx-RD)	20.3001M/xx-RD (21.3001M/xx-RD)	20.3011M/xx-RD (21.3011M/xx-RD)	20.3021M/xx-RD (21.3021M/xx-RD)
	20.3003M/xx-BL (21.3003M/xx-BL)	20.3000M/xx-BL (21.3000M/xx-BL)	20.3010M/xx-BL (21.3010M/xx-BL)	20.3020M/xx-BL (21.3020M/xx-BL)	20.3001M/xx-BL (21.3001M/xx-BL)	20.3011M/xx-BL (21.3011M/xx-BL)	20.3021M/xx-BL (21.3021M/xx-BL)
	20.3003M/xx-BK (21.3003M/xx-BK)	20.3000M/xx-BK (21.3000M/xx-BK)	20.3010M/xx-BK (21.3010M/xx-BK)	20.3020M/xx-BK (21.3020M/xx-BK)	20.3001M/xx-BK (21.3001M/xx-BK)	20.3011M/xx-BK (21.3011M/xx-BK)	20.3021M/xx-BK (21.3021M/xx-BK)
	20.3003M/xx-OR (21.3003M/xx-OR)	20.3000M/xx-OR (21.3000M/xx-OR)	20.3010M/xx-OR (21.3010M/xx-OR)	20.3020M/xx-OR (21.3020M/xx-OR)	20.3001M/xx-OR (21.3001M/xx-OR)	20.3011M/xx-OR (21.3011M/xx-OR)	20.3021M/xx-OR (21.3021M/xx-OR)

Pitch	Höhe	Pas	Passo
Technical data	**Technische Daten**	**Documentation technique**	**Dati tecnici**
Rated voltage	Nennspannung	Tension assignée	Tensione nominale
Rated current	Nennstrom	Courant assigné	Corrente nominale
Wire range	Drahtbereich	Gamme des fils	Tipi di cavo
Solid wire (AWG)	Massivdraht (AWG)	Fil rigide (AWG)	Cavo rigido (AWG)
Stranded wire (AWG)	Normaldraht (AWG)	Fil standard (AWG)	Cavo standard (AWG)
Rated surge voltage (UL/IEC/max)	Bemessungsstossspannung (max)	Surtention nominale (max)	Sovratensione nominale (max)
Wire strip length	Drahtabisolierlänge	Longueur isolée du fil	Lunghezza spellaggio cavo
Part no.	**Artikelbez**	**Numéro d'identification**	**Part. No.**
Single Pole without Endcover	Einzelpol ohne Endabdeckung	Pôle simple sans plaquette d'extrémité	Polo singolo senza copertura
End cover	Endabdeckung	Plaquette d'extrémité	Copertura
Poles 02	Pols 02	Pôles 02	Polos 02
03	03	03	03
04	04	04	04
05	05	05	05
06	06	06	06
07	07	07	07
08	08	08	08
09	09	09	09
10	10	10	10
11	11	11	11
12	12	12	12
Optional colour	Farbe wunschgemäss	Choix de couleurs	Colori disponibili

Note: When ordering 20/21.30 xxM/2, 3... comes complete with end plate

Screwless Terminal Blocks (Cage Clamp)

	20.3004M 21.3004M	20.3101M 21.3101M	20.3102M 21.3102M	20.3103M 21.3103M	20.3111M 21.3111M	20.3112M 21.3112M	20.3113M 21.3113M
							
	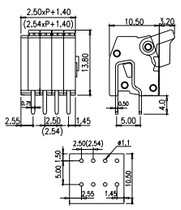	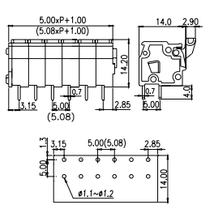	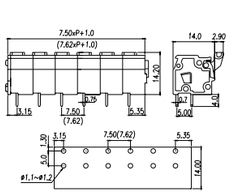	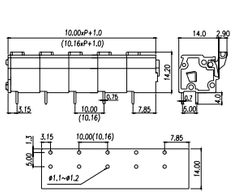	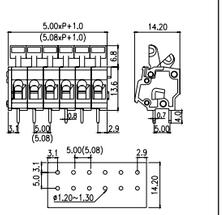	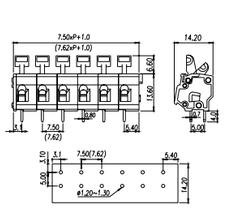	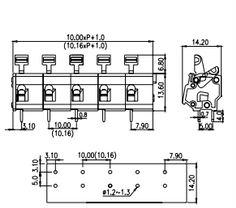
Pitch	2.50mm (2.54mm)	5.00mm (5.08mm)	7.50mm (7.62mm)	10.00mm (10.16mm)	5.00mm (5.08mm)	7.50mm (7.62mm)	10.00mm (10.16mm)
Technical data	**UL** **IEC**	**UL** **IEC**	**UL** **IEC**	**UL** **IEC**	**UL** **IEC**	**UL** **IEC**	**UL** **IEC**
Rated voltage	300V 130V	300V 450V	300V 450V	600V 750V	300V 450V	300V 450V	600V 750V
Rated current	4A 6A	15A 24A	15A 24A	15A 24A	15A 24A	15A 24A	15A 24A
Wire range	0.5mm²	2.5mm²	2.5mm²	2.5mm²	2.5mm²	2.5mm²	2.5mm²
Solid wire (AWG)	28-20	28-12	28-12	28-12	28-12	28-12	28-12
Stranded wire (AWG)		28-12	28-12	28-12	28-12	28-12	28-12
Rated surge voltage (UL/IEC/max)	1.6/1.25/2kV	1.6/2.5/4kV	1.6/2.5/4kV	2.2/3/4kV	1.6/2.5/4kV	1.6/2.5/4kV	2.2/3/4kV
Wire strip length	5-6mm	5-6mm	5-6mm	6-7mm	5-6mm	5-6mm	6-7mm
Part no.							
Single Pole without Endcover	20.3004M/1 (21.3004M/1)	20.3101M/1 (21.3101M/1)	20.3102M/1 (21.3102M/1)	20.3103M/1 (21.3103M/1)	20.3111M/1 (21.3111M/1)	20.3112M/1 (21.3112M/1)	20.3113M/1 (21.3113M/1)
End cover	20.33EP	20.31EP	20.31EP	20.31EP	20.31EP	20.31EP	20.31EP
Poles 02	20.3004M/2 (21.3004M/2)	20.3101M/2 (21.3101M/2)	20.3102M/2 (21.3102M/2)	20.3103M/2 (21.3103M/2)	20.3111M/2 (21.3111M/2)	20.3112M/2 (21.3112M/2)	20.3113M/2 (21.3113M/2)
03	20.3004M/3 (21.3004M/3)	20.3101M/3 (21.3101M/3)	20.3102M/3 (21.3102M/3)	20.3103M/3 (21.3103M/3)	20.3111M/3 (21.3111M/3)	20.3112M/3 (21.3112M/3)	20.3113M/3 (21.3113M/3)
04	20.3004M/4 (21.3004M/4)	20.3101M/4 (21.3101M/4)	20.3102M/4 (21.3102M/4)	20.3103M/4 (21.3103M/4)	20.3111M/4 (21.3111M/4)	20.3112M/4 (21.3112M/4)	20.3113M/4 (21.3113M/4)
05	20.3004M/5 (21.3004M/5)	20.3101M/5 (21.3101M/5)	20.3102M/5 (21.3102M/5)	20.3103M/5 (21.3103M/5)	20.3111M/5 (21.3111M/5)	20.3112M/5 (21.3112M/5)	20.3113M/5 (21.3113M/5)
06	20.3004M/6 (21.3004M/6)	20.3101M/6 (21.3101M/6)	20.3102M/6 (21.3102M/6)	20.3103M/6 (21.3103M/6)	20.3111M/6 (21.3111M/6)	20.3112M/6 (21.3112M/6)	20.3113M/6 (21.3113M/6)
07	20.3004M/7 (21.3004M/7)	20.3101M/7 (21.3101M/7)	20.3102M/7 (21.3102M/7)	20.3103M/7 (21.3103M/7)	20.3111M/7 (21.3111M/7)	20.3112M/7 (21.3112M/7)	20.3113M/7 (21.3113M/7)
08	20.3004M/8 (21.3004M/8)	20.3101M/8 (21.3101M/8)	20.3102M/8 (21.3102M/8)	20.3103M/8 (21.3103M/8)	20.3111M/8 (21.3111M/8)	20.3112M/8 (21.3112M/8)	20.3113M/8 (21.3113M/8)
09	20.3004M/9 (21.3004M/9)	20.3101M/9 (21.3101M/9)	20.3102M/9 (21.3102M/9)	20.3103M/9 (21.3103M/9)	20.3111M/9 (21.3111M/9)	20.3112M/9 (21.3112M/9)	20.3113M/9 (21.3113M/9)
10	20.3004M/10 (21.3004M/10)	20.3101M/10 (21.3101M/10)	20.3102M/10 (21.3102M/10)	20.3103M/10 (21.3103M/10)	20.3111M/10 (21.3111M/10)	20.3112M/10 (21.3112M/10)	20.3113M/10 (21.3113M/10)
11	20.3004M/11 (21.3004M/11)	20.3101M/11 (21.3101M/11)	20.3102M/11 (21.3102M/11)	20.3103M/11 (21.3103M/11)	20.3111M/11 (21.3111M/11)	20.3112M/11 (21.3112M/11)	20.3113M/11 (21.3113M/11)
12	20.3004M/12 (21.3004M/12)	20.3101M/12 (21.3101M/12)	20.3102M/12 (21.3102M/12)	20.3103M/12 (21.3103M/12)	20.3111M/12 (21.3111M/12)	20.3112M/12 (21.3112M/12)	20.3113M/12 (21.3113M/12)
Optional colour	20.3004M/xx-GN (21.3004M/xx-GN)	20.3101M/xx-GN (21.3101M/xx-GN)	20.3102M/xx-GN (21.3102M/xx-GN)	20.3103M/xx-GN (21.3103M/xx-GN)	20.3111M/xx-GN (21.3111M/xx-GN)	20.3112M/xx-GN (21.3112M/xx-GN)	20.3113M/xx-GN (21.3113M/xx-GN)
	20.3004M/xx-RD (21.3004M/xx-RD)	20.3101M/xx-RD (21.3101M/xx-RD)	20.3102M/xx-RD (21.3102M/xx-RD)	20.3103M/xx-RD (21.3103M/xx-RD)	20.3111M/xx-RD (21.3111M/xx-RD)	20.3112M/xx-RD (21.3112M/xx-RD)	20.3113M/xx-RD (21.3113M/xx-RD)
	20.3004M/xx-BL (21.3004M/xx-BL)	20.3101M/xx-BL (21.3101M/xx-BL)	20.3102M/xx-BL (21.3102M/xx-BL)	20.3103M/xx-BL (21.3103M/xx-BL)	20.3111M/xx-BL (21.3111M/xx-BL)	20.3112M/xx-BL (21.3112M/xx-BL)	20.3113M/xx-BL (21.3113M/xx-BL)
	20.3004M/xx-BK (21.3004M/xx-BK)	20.3101M/xx-BK (21.3101M/xx-BK)	20.3102M/xx-BK (21.3102M/xx-BK)	20.3103M/xx-BK (21.3103M/xx-BK)	20.3111M/xx-BK (21.3111M/xx-BK)	20.3112M/xx-BK (21.3112M/xx-BK)	20.3113M/xx-BK (21.3113M/xx-BK)
	20.3004M/xx-OR (21.3004M/xx-OR)	20.3101M/xx-OR (21.3101M/xx-OR)	20.3102M/xx-OR (21.3102M/xx-OR)	20.3103M/xx-OR (21.3103M/xx-OR)	20.3111M/xx-OR (21.3111M/xx-OR)	20.3112M/xx-OR (21.3112M/xx-OR)	20.3113M/xx-OR (21.3113M/xx-OR)

Pitch	Höhe	Pas	Passo
Technical data	**Technische Daten**	**Documentation technique**	**Dati tecnici**
Rated voltage	Nennspannung	Tension assignée	Tensione nominale
Rated current	Nennstrom	Courant assigné	Corrente nominale
Wire range	Drahtbereich	Gamme des fils	Tipi di cavo
Solid wire (AWG)	Massivdraht (AWG)	Fil rigide (AWG)	Cavo rigido (AWG)
Stranded wire (AWG)	Normaldraht (AWG)	Fil standard (AWG)	Cavo standard (AWG)
Rated surge voltage (UL/IEC/max)	Bemessungsstossspannung (max)	Surtention nominale (max)	Sovratensione nominale (max)
Wire strip length	Drahtabisolierlänge	Longueur isolée du fil	Lunghezza spellaggio cavo
Part no.	**Artikelbez**	**Numéro d'identification**	**Part. No.**
Single Pole without Endcover	Einzelpol ohne Endabdeckung	Pôle simple sans plaquette d'extrémité	Polo singolo senza copertura
End cover	Endabdeckung	Plaquette d'extrémité	Copertura
Poles 02	Pols 02	Pôles 02	Polos 02
03	03	03	03
04	04	04	04
05	05	05	05
06	06	06	06
07	07	07	07
08	08	08	08
09	09	09	09
10	10	10	10
11	11	11	11
12	12	12	12
Optional colour	Farbe wunschgemäss	Choix de couleurs	Colori disponibili

Note: When ordering 20/21.3 xxxM/2, 3... comes complete with end plate

Screwless Terminal Blocks (Cage Clamp)

				20.3200M		20.3201M 21.3201M		20.6002M 21.6002M		20.6003M 21.6003M		20.6004M 21.6004M	
													
				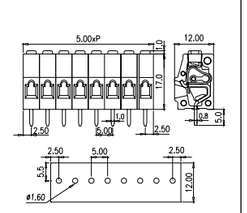		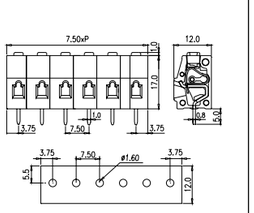		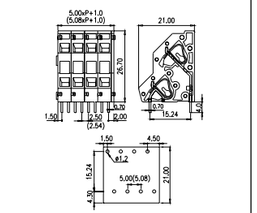		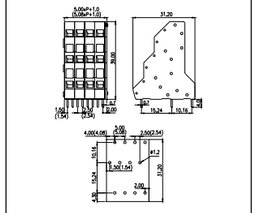		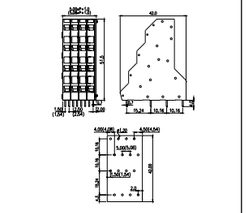	
Pitch	Höhe	Pas	**Passo**	5.00mm		7.50mm		5.00mm (5.08mm)		5.00mm (5.08mm)		5.00mm (5.08mm)	
Technical data	**Technische Daten**	**Documentation technique**	**Dati tecnici**	**UL**	**IEC**	**UL**	**IEC**	**UL**	**IEC**	**UL**	**IEC**	**UL**	**IEC**
Rated voltage	Nennspannung	Tension assignée	Tensione nominale	300V	450V	300V	450V	300V	450V	300V	450V	300V	450V
Rated current	Nennstrom	Courant assigné	Corrente nominale	15A	24A	15A	24A	15A	24A	15A	24A	15A	24A
Wire range	Drahtbereich	Gamme des fils	Tipi di cavo	2.5mm²		2.5mm²		2.5mm²		2.5mm²		2.5mm²	
Solid wire (AWG)	Massivdraht (AWG)	Fil rigide (AWG)	Cavo rigido (AWG)	28-12		28-12		28-12		28-12		28-12	
Stranded wire (AWG)	Normaldraht (AWG)	Fil standard (AWG)	Cavo standard (AWG)	28-12		28-12		28-12		28-12		28-12	
Rated surge voltage (UL/IEC/max)	Bemessungsstossspannung (max)	Surtention nominale (max)	Sovratensione nominale (max)	1.6/2.5/4kV		1.6/2.5/4kV		1.6/2.5/4kV		1.6/2.5/4kV		1.6/2.5/4kV	
Wire strip length	Drahtabisolierlänge	Longueur du fil	Lunghezza spellaggio cavo	7-8mm		7-8mm		6-7mm		6-7mm		6-7mm	
Part no.	**Artikelbez**	**Numéro d'identification**	**Part. No.**										
Single Pole without Endcover	Einzelpol ohne Endabdeckung	Pôle simple sans plaquette d'extrémité	Polo singolo senza copertura					20.6002M/1	(21.6002M/1)	20.6003/1	(21.6003M/1)	20.6004M/1	(21.6004M/1)
End cover	Endabdeckung	Plaquette d'extrémité	Copertura					20.60EP		20.60EP		20.60EP	
Poles 02	Pols 02	Pôles 02	Polos 02	20.3200M/2	(21.3200M/2)	20.3201M/2	(21.3201M/2)	20.6002M/2	(21.6002M/2)	20.6003M/2	(21.6003M/2)	20.6004M/2	(21.6004M/2)
03	03	03	03	20.3200M/3	(21.3200M/3)	20.3201M/3	(21.3201M/3)	20.6002M/3	(21.6002M/3)	20.6003M/3	(21.6003M/3)	20.6004M/3	(21.6004M/3)
04	04	04	04	20.3200M/4	(21.3200M/4)	20.3201M/4	(21.3201M/4)	20.6002M/4	(21.6002M/4)	20.6003M/4	(21.6003M/4)	20.6004M/4	(21.6004M/4)
05	05	05	05	20.3200M/5	(21.3200M/5)	20.3201M/5	(21.3201M/5)	20.6002M/5	(21.6002M/5)	20.6003M/5	(21.6003M/5)	20.6004M/5	(21.6004M/5)
06	06	06	06	20.3200M/6	(21.3200M/6)	20.3201M/6	(21.3201M/6)	20.6002M/6	(21.6002M/6)	20.6003M/6	(21.6003M/6)	20.6004M/6	(21.6004M/6)
07	07	07	07	20.3200M/7	(21.3200M/7)	20.3201M/7	(21.3201M/7)	20.6002M/7	(21.6002M/7)	20.6003M/7	(21.6003M/7)	20.6004M/7	(21.6004M/7)
08	08	08	08	20.3200M/8	(21.3200M/8)	20.3201M/8	(21.3201M/8)	20.6002M/8	(21.6002M/8)	20.6003M/8	(21.6003M/8)	20.6004M/8	(21.6004M/8)
09	09	09	09	20.3200M/9	(21.3200M/9)	20.3201M/9	(21.3201M/9)	20.6002M/9	(21.6002M/9)	20.6003M/9	(21.6003M/9)	20.6004M/9	(21.6004M/9)
10	10	10	10	20.3200M/10	(21.3200M/10)	20.3201M/10	(21.3201M/10)	20.6002M10	(21.6002M/10)	20.6003M/10	(21.6003M/10)	20.6004M10	(21.6004M/10)
11	11	11	11	20.3200M/11	(21.3200M/11)	20.3201M/11	(21.3201M/11)	20.6002M/11	(21.6002M/11)	20.6003M/11	(21.6003M/11)	20.6004M/11	(21.6004M/11)
12	12	12	12	20.3200M/12	(21.3200M/12)	20.3201M/12	(21.3201M/12)	20.6002M/13	(21.6002M/13)	20.6003M/12	(21.6003M/12)	20.6004M/12	(21.6004M/12)
Optional colour ●	Farbe wunschgemäss ●	Choix de couleurs ●	Colori disponibili ●					20.3011M/xx-GN	(21.6002M/xx-GN	20.6003M/xx-GN	(21.6003M/xx-GN)	20.6004M/xx-GN	(21.6004M/xx-GN)
●	●	●	●					20.3011M/xx-RD	(21.6002M/xx-RD	20.6003M/xx-RD	(21.6003M/xx-RD)	20.6004M/xx-RD	(21.6004M/xx-RD)
●	●	●	●					20.3011M/xx-BL	(21.6002M/xx-BL	20.6003M/xx-BL	(21.6003M/xx-BL)	20.6004M/xx-BL	(21.6004M/xx-BL)
●	●	●	●					20.3011M/xx-BK	(21.6002M/xx-BK	20.6003M/xx-BK	(21.6003M/xx-BK)	20.6004M/xx-BK	(21.6004M/xx-BK)
●	●	●	●					20.3011M/xx-OR	(21.6002M/xx-OR	20.6003M/xx-OR	(21.6003M/xx-OR)	20.6004M/xx-OR	(21.6004M/xx-OR)

Note: When ordering 20/21.600 xM/2, 3... comes complete with end plate