PCB Carriers
PCB Träger
Support pour Circuits Imprimé
Supporti per circuito stampato

New to the IMO PCB terminal block range is the PCB carriers, allowing pcb's to be mounted directly to din rail.

PCB-CAR1 and 2 are supplied fully assembled, accepting PCB sizes 72mm and 107mm wide and PCB lengths from 20mm to 200mm.

PCB-CAR3 to 6 allows the customer to make up there own custom carrier with maximum PCB lengths to 2m.

Modules can be mounted onto all commercially available DIN rail.

Neu im IMO Klemmleisten-Produktprogramm sind die Platinenrahmen, die eine direkte Montage der Platine auf der DIN-Schiene ermöglichen.

PCB-CAR1 und 2 werden vollständig montiert geliefert und können Platinenbreiten von 72 mm und 107 mm bei einer Länge von 20 mm bis 200 mm aufnehmen.

PCB-CAR3 bis 6 ermöglichen es dem Kunden einen eigenen Rahmen zu erstellen, der für Platinen bis zu 2 m Länge geeignet ist.

Die Module können auf alle handelsüblichen DIN-Schienen montiert werden.

Les supports pour circuits imprimés viennent d'être ajoutés à la gamme de borniers de circuit imprimé IMO ; ils permettent de monter directement un circuit imprimé sur rail DIN.

Les produits PCB-CAR1 et 2 sont fournis entièrement montés et acceptent des cartes de 72 mm et 107 mm de large, et de 20 mm à 200 mm de long.

Les produits PCB-CAR3 à 6 permettent au client de fabriquer son propre support de carte jusqu'à une longueur maximale de 2 m.

Les modules peuvent être montés sur tous les rails DIN disponibles dans le commerce.

Una novità nella gamma di morsettiere per circuiti stampati IMO, i supporti per basette da circuito stampato (PCB) consentono il montaggio di circuiti stampati direttamente su guide DIN.

I modelli PCB-CAR1 e 2 sono forniti già assemblati, per l'utilizzo con PCB di larghezza 72 mm e 107 mm e di lunghezza compresa fra 20 mm e 200 mm.

I modelli PCB-CAR3 ~ 6 consentono, la realizzazione di supporti personalizzati per l'uso con PCB di lunghezza massima di 2 m.

I moduli, possono quindi essere montati su guide DIN standard disponibili in commercio.



PCB Carriers

PCB-CAR1



	Housing		PCB	
Part no.	Width	Length	Width	Length
PCB-CAR1-0	77.5	22.5	72	20
PCB-CAR1-1	77.5	33.7	72	31.25
PCB-CAR1-2	77.5	45	72	42.5
PCB-CAR1-3	77.5	56.2	72	53.75
PCB-CAR1-4	77.5	67.5	72	65
PCB-CAR1-5	77.5	78.7	72	76.25
PCB-CAR1-6	77.5	90	72	87.5
PCB-CAR1-7	77.5	101.2	72	98.75
PCB-CAR1-8	77.5	112.5	72	110
PCB-CAR1-9	77.5	123.7	72	121.25
PCB-CAR1-10	77.5	135	72	132.5
PCB-CAR1-11	77.5	146.2	72	143.75
PCB-CAR1-12	77.5	157.5	72	155
PCB-CAR1-13	77.5	168.7	72	166.25
PCB-CAR1-14	77.5	180	72	177.5
PCB-CAR1-15	77.5	191.2	72	188.75
PCB-CAR1-16	77.5	202.5	72	200

PCB-CAR2



	Housing		PCB	
Part no.	Width	Length	Width	Length
PCB-CAR1-0	77.5	22.5	72	20
PCB-CAR1-1	77.5	33.7	72	31.25
PCB-CAR1-2	77.5	45	72	45.2
PCB-CAR1-3	77.5	56.2	72	53.75
PCB-CAR1-4	77.5	67.5	72	65
PCB-CAR1-5	77.5	78.5	72	76.25
PCB-CAR1-6	77.5	90	72	87.5
PCB-CAR1-7	77.5	101.2	72	98.75
PCB-CAR1-8	77.5	112.5	72	110
PCB-CAR1-9	77.5	123.7	72	121.25
PCB-CAR1-10	77.5	135	72	132.5
PCB-CAR1-11	77.5	146.2	72	143.75
PCB-CAR1-12	77.5	157.5	72	155
PCB-CAR1-13	77.5	168.7	72	166.25
PCB-CAR1-14	77.5	180	72	177.5
PCB-CAR1-15	77.5	191.2	72	188.75
PCB-CAR1-16	77.5	202.5	72	200

PCB-CAR3

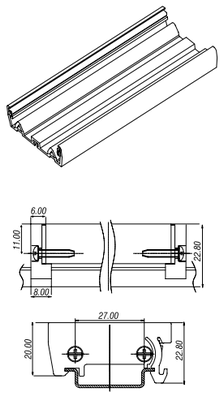

Assmbled	Part No.
Spacer Length (mm)	
60	PCB-CAR3/60
↓	
200	PCB-CAR3/2000

PCB-CAR4

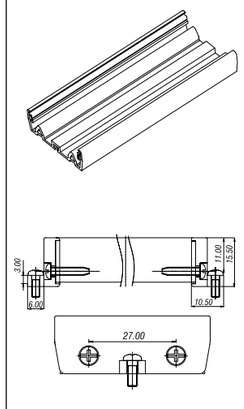

Assmbled	Part No.
Spacer Length (mm)	
60	PCB-CAR4/60
↓	
200	PCB-CAR4/2000

PCB-CAR5

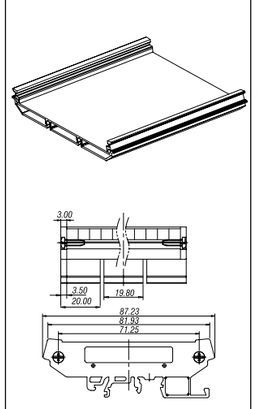

Assmbled	Part No.
Spacer Length (mm)	
60	PCB-CAR5/60
↓	
200	PCB-CAR5/2000

PCB-CAR6

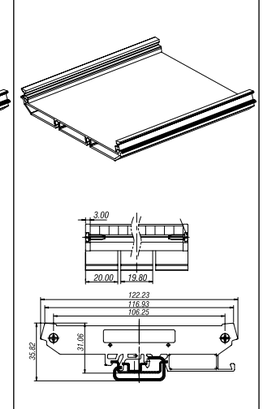

Assmbled	Part No.
Spacer Length (mm)	
60	PCB-CAR6/60
↓	
200	PCB-CAR6/2000

Notes